

“পুঁজিবাজারে বিনিয়োগ ঝুঁকিপূর্ণ। জেনে ও বুঝে বিনিয়োগ করুন”

“Investment in capital market involves certain degree of risks. The investors are required to read the prospectus and risk factors carefully, assess their own financial conditions and risk taking ability before making their investment decisions.”

“পুঁজিবাজারে বিনিয়োগ ঝুঁকিপূর্ণ। বিনিয়োগকারীগণ প্রোসপেক্টাস পড়ে এবং ঝুঁকির বিষয়গুলি সতর্কতার সাথে অনুধাবন করে নিজ নিজ আর্থিক অবস্থা ও ঝুঁকিগ্রহণ করার সক্ষমতা বিবেচনা করে বিনিয়োগ সিদ্ধান্তগ্রহণ করবেন।”

Qualified Investor Offer of 11,600,000 Ordinary Shares

Issue date of the Prospectus: [.....]

Offer price: Tk. 10.00 each (at par)
Total fund to be raised: Tk. 116,000,000

Opening and closing date of subscription

Opening date of subscription: [.....]
Closing date of subscription: [.....]

DRAFT PROSPECTUS

Name of Issuer



KRISHIBID SEED LIMITED

Name of Issue Manager



SBL CAPITAL MANAGEMENT LIMITED

(a) Preliminary information and declarations:

(i) Name(s), address(s), telephone number(s), web address(s), e-mail(s), FAX number(s) and contact persons of the issuer, issue manager(s), underwriter(s), auditors, credit rating company and valuer, where applicable:

Name & Address	Telephone, FAX, Email & Web address	Contact Person
Issuer		
Krishibid Seed Limited 801, Begum Rokeya Sharani, Kazipara, Mirpur, Dhaka-1216	Tel: +88 02 9008789 FAX: +88 02 8034120 E-mail: info@krishibidgroup.com Web: www.krishibidgroup.com	Sharif Mohammad Taslim Reza Managing Director
Issue Manager		
SBL Capital Management Limited 2, D. I. T. Avenue (Extension), 3 rd Floor, Motijheel C/A Dhaka - 1000	Tel: +88 02 223355960 FAX: +88 02 223355985 E-mail: capitalmgmt@standardbankbd.com Web: www.standardbankbd.com	Abu Nayem Md. Ibrahim Chief Executive Officer
Underwriters		
SBL Capital Management Limited 2, D. I. T. Avenue (Extension), 3 rd Floor, Motijheel C/A Dhaka - 1000	Tel: +88 02 223355960 FAX: +88 02 223355985 E-mail: capitalmgmt@standardbankbd.com Web: www.standardbankbd.com	Abu Nayem Md. Ibrahim Chief Executive Officer
EC Securities Limited Kazi Tower (5th floor), 86 Inner Circular (VIP) Road, Naya Paltan, Dhaka-1000	Tel: +880-2-9333 638 FAX: +880-2-9333 636 E-mail: khurshid.a@ecslbd.com Web: www.ecslbd.com	Md. Khurshid Alam Chief Executive Officer
Auditor		
ARTISAN Chartered Accountants Sonargaon Terrace (2nd Floor), House- 52, Road-13C, Block-E, Banani, Dhaka- 1213	Tel: 88-02-8189883 FAX: - E-mail: info@artisan-ca.com Web: www.artisan-ca.com	AFM Alamgir FCA Partner

The Company has no involvement with Valuer and Credit rating company, is not applicable for the issuer.

(ii) A person interested to get a prospectus may obtain from the issuer and the issue manager.

(iii) "If you have any query about this document, you may consult the issuer, issue manager and underwriter".

(iv) "CONSENT OF THE BANGLADESH SECURITIES AND EXCHANGE COMMISSION HAS BEEN OBTAINED TO THE ISSUE/OFFER OF THESE SECURITIES UNDER THE SECURITIES AND EXCHANGE ORDINANCE, 1969, AND THE BANGLADESH SECURITIES AND EXCHANGE COMMISSION (QUALIFIED INVESTOR OFFER BY SMALL CAPITAL COMPANIES) RULES, 2018. IT MUST BE DISTINCTLY UNDERSTOOD THAT IN GIVING THIS CONSENT THE COMMISSION DOES NOT TAKE ANY RESPONSIBILITY FOR THE FINANCIAL SOUNDNESS OF THE ISSUER COMPANY, ANY OF ITS PROJECTS OR THE ISSUE PRICE OF ITS SECURITIES OR FOR THE CORRECTNESS OF ANY OF THE STATEMENTS MADE OR OPINION EXPRESSED WITH REGARD TO THEM. SUCH RESPONSIBILITY LIES WITH THE ISSUER, ITS DIRECTORS, CHIEF EXECUTIVE OFFICER, MANAGING DIRECTOR, CHIEF FINANCIAL OFFICER, COMPANY SECRETARY, ISSUE MANAGER, ISSUE MANAGER'S CHIEF EXECUTIVE OFFICER, UNDERWRITERS, AUDITOR(S) AND/OR VALUER (IF ANY)."

(v) 'Risks in relation to the First Issue'

"This being the first issue of the issuer, there has been no formal market for the securities of the issuer. The face value of the securities is Tk. 10.00 (ten) and the issue price is Tk. 10.00 (ten) i.e. the face value. The issue price has been determined and justified at par value as stated under the paragraph on "Justification of Issue Price" should not be taken to be indicative of the market price of the securities after listing. No assurance can be given regarding an active or sustained trading of the securities or the price after listing."

(vi) General Risk

"Investment in securities involves a degree of risk and investors should not invest any funds in this offer unless they can afford to take the risk of losing their investment. Investors are advised to read the risk factors carefully before making an investment decision in this offer. For making an investment decision, investors must rely on their own examination of the issuer and the offer including the risks involved. Given the emerging nature of small capital companies, there may be a higher investment risk attached to the securities being offered. The securities to be traded on the Small Capital Platform may be more susceptible to high market volatility than securities traded on the Main Board and no assurance is given that there will be an active market for trading of such securities. The securities have not been recommended by the Bangladesh Securities and Exchange Commission (BSEC) nor does BSEC guarantee the accuracy or adequacy of this document. Specific attention of investors is invited to the statement of 'risk factors' given on page number(s) 77. "

(vii) Krishibid Seed Limited's Absolute Responsibility

"The issuer, having made all reasonable inquiries, accepts responsibility for and confirms that this prospectus contains all material information with regard to the issuer and the issue, that the information contained in the prospectus is true, fair and correct in all material aspects and are not misleading in any respect, that the opinions and intentions expressed herein are honestly held and that there are no other facts, the omission of which make this document as a whole or any of such information or the expression of any such opinions or intentions misleading in any material respect."

(b) Availability of Prospectus:

- (i) Website addresses and e-mail addresses and names of contact person of the institutions where the prospectus are available in soft form;

Name of the Institution	Website addresses and e-mail addresses	Contact Person
Issuer		
Krishibid Seed Limited 801, Begum Rokeya Sharani, Kazipara, Mirpur, Dhaka-1216	E-mail: info@krishibidgroup.com Web: www.krishibidgroup.com	Sharif Mohammad Taslim Reza Managing Director
Issue Managers		
SBL Capital Management Limited 2, D. I. T. Avenue (Extension), 3 rd Floor, Motijheel C/A Dhaka - 1000	E-mail: capitalmgmt@standardbankbd.com Web: www.standardbankbd.com	Abu Nayem Md. Ibrahim Chief Executive Officer
Underwriter		
SBL Capital Management Limited 2, D. I. T. Avenue (Extension), 3 rd Floor, Motijheel C/A Dhaka - 1000	E-mail: capitalmgmt@standardbankbd.com Web: www.standardbankbd.com	Abu Nayem Md. Ibrahim Chief Executive Officer
EC Securities Limited Kazi Tower (5th floor), 86 Inner Circular (VIP) Road, Naya Paltan, Dhaka-1000	E-mail: khurshid.a@ecslbd.com Web: www.ecslbd.com	Md. Khurshid Alam Chief Executive Officer
Stock Exchanges		
Dhaka Stock Exchange Limited	E-mail: reasearch@dsebd.org Web: www.dsebd.org	Md. Afzalur Rahman Manager
Chittagong Stock Exchange Limited	E-mail: habib.ullah@cse.com.bd Web: www.cse.com.bd	Mohammad Habibur Rahman Deputy Manager

Prospectus will also be available on the websites of BSEC (www.sec.gov.bd) and at the Public Reference Room of the Bangladesh Securities and Exchange Commission (BSEC) for reading and studying.

(ii) Definitions and Acronyms or Elaborations:

Acronyms or Elaborations:

A

“Articles” or “Articles of Association” or “AoA”

The Articles of Association of Krishibid Seed Limited as amended

AGM

Annual General Meeting

Allotment

Letter of Allotment of shares

B

“Board” or “Board of Directors” or “our Board”

The Board of Directors of Krishibid Seed Limited, as duly constituted from time to time including any committees thereof

B. A

Bachelor of Arts

B. S. S

Bachelor of Social Sciences

BAS

Bangladesh Accounting Standards

BDT

Bangladeshi Taka

BFRS

Bangladesh Financial Reporting Standards

BIDA

Bangladesh Investment Development Authority

BO A/C

Beneficiary Owner's Account

BSEC

Bangladesh Securities and Exchange Commission

C

CA

Chartered Accountants

CDBL

Central Depository Bangladesh Limited

Certificate

Share Certificate

CFO

Chief Financial Officer

CIB

Credit Information Bureau

CIS

Collective Investment Scheme

Commission

Bangladesh Securities and Exchange Commission

CS

Company Secretary

CSE

Chittagong Stock Exchange Limited

D

DSE

Dhaka Stock Exchange Limited

E

EI

Eligible Investor

E-mail

Electronic Mail

EPS

Earnings Per Share

Exchanges

Stock Exchanges

F

FC A/C

Foreign Currency Account

FCA

Fellow of Chartered Accountants

FCS

Fellow of Chartered Secretary

FDR

Fixed Deposit Receipt

FY

Fiscal Year

G

GBP

Great Britain Pound

I

Issue

Qualified Investor Offer

IFRS

International Financial Reporting Standards

IAS

International Accounting Standards

Issue Managers

SBL Capital Management Limited

Issuer

Krishibid Seed Limited

K

KSL

Krishibid Seed Limited

L

L/C

Letter of Credit

M

“Memorandum” or “Memorandum of Association” or “MoA”	The Memorandum of Association of Krishibid Seed Limited, as amended
M. Com	Master of Commerce
M. Sc	Master of Science
MBA	Master of Business Administration
MBS	Masters of Business Studies
MD	Managing Director
MS-Word	Microsoft word
N	
NAV	Net Asset Value
NBFI	Non-Banking Financial Institution
NBR	National Board of Revenue
NRB	Non Resident Bangladeshi
O	
“Our Company”	Krishibid Seed Limited, a public limited company incorporated under the Companies Act
Offering Price	Price of the Securities of KSL
P	
PE	Price to Earnings
Q	
QIO	Qualified Investor Offer
R	
RJSC	Registrar of Joint Stock Companies and Firms
S	
Securities	Share of Krishibid Seed Limited
Securities Market	The Share Market of Bangladesh
SCML	SBL Capital Management Limited
Sponsors	The sponsor shareholders of Krishibid Seed Limited
SSC	Secondary School Certificate
Subscription	Application Money
T	
The Company/Issuer	Krishibid Seed Limited, a public limited company incorporated under the Companies Act
TIN	Tax Identification Number
Tk.	Taka
U	
UK Pound	United Kingdom Pound
USD	United States Dollar
V	
VAT	Value Added Tax

TABLE OF CONTENTS

CHAPTER (I)	11
EXECUTIVE SUMMARY	11
(i) About the industry:	11
(ii) About the Issuer:.....	11
(iii) Financial information:	12
(iv) Features of the issue and its objects:.....	12
(v) Legal and other Information:	12
(vi) Promoters' background:	13
(vii) Capital structure and history of capital raising:.....	15
(viii) Summary of valuation report of securities:	15
(ix) Others:	16
CHAPTER (II):	19
CONDITIONS IMPOSED BY THE COMMISSION IN THE CONSENT LETTER	19
CHAPTER (III):	20
DECLARATION AND DUE DILIGENCE CERTIFICATES	20
Declaration about the responsibility of the directors, including the CEO of the issuer in respect of the prospectus	20
Due diligence certificate to be furnished by issue manager in the prospectus	21
CHAPTER(IV):	24
ABOUT THE ISSUER	24
(a) Name of the issuer, dates of incorporation and commencement of its commercial operations, its logo, addresses of its registered office, other offices and plants, telephone number, FAX number, contact person, website address and e-mail address:	24
(b) The names of the sponsors and directors of the issuer:	24
(c) The name, logo and address of the auditors along with their telephone numbers, FAX numbers, contact persons, website and e-mail addresses:.....	25
(d) The name(s) of the stock exchange(s) where the specified securities are proposed to be listed.:.....	25
CHAPTER (V):	26
CORPORATE DIRECTORY OF THE ISSUER	26
CHAPTER(VI):	27
DESCRIPTION OF THE ISSUER	27
(a) Summary:	27
(i) The summary of the industry and business environment of the issuer:	27
(ii) Summary of consolidated financial, operating and other information:.....	27
(b)General Information:.....	27
(i) The board of directors of the issuer:	27
(ii) Names, addresses, telephone numbers, FAX numbers and e-mail addresses of the chairman, Managing Director, whole time directors, etc. of the issuer:.....	27
(iii) Names, addresses, telephone numbers, FAX numbers and E-mail addresses of the CFO, company secretary, legal advisor, auditors and compliance officer:	28
(iv) Names, addresses, telephone numbers, FAX numbers, contact person, website addresses and e-mail addresses of the issue manager(s) etc.:	28
(v) Following Details of underwriting:	29
(c) Capital Structure:	29
(i) Authorized, issued, subscribed and paid-up capital (number and class of securities, allotment dates, nominal price, issue price and form of consideration):	29

(ii) Size of the present issue, with break-up (number of securities, description, nominal value and issue amount):	30
(iii) Paid-up capital before and after the present issue, after conversion of convertible instruments (if any) and share premium account (before and after the issue):	30
(iv) Categorywise shareholding structure with percentage before and after the present issue and after conversion of convertible instruments (if any):	30
(v) Where shares have been issued for consideration in other than cash at any point of time, details in a separate table, indicating the date of issue, persons to whom those are issued, relationship with the issuer, issue price, consideration and valuation thereof, reasons for the issue and whether any benefits have been accrued to the issuer out of the issue:	30
(vi) Where shares have been allotted in terms of any merger, amalgamation or acquisition scheme, details of such scheme and shares allotted:	30
(vii) Where the issuer has issued equity shares under one or more employee stock option schemes, date-wise details of equity shares issued under the schemes, including the price at which such equity shares were issued:	30
(viii) If the issuer has made any issue of specified securities at a price lower than the issue price during the preceding two years, specific details of the names of the persons to whom such specified securities have been issued, relation with the issuer, reasons for such issue and the price thereof:	30
(ix) The decision or intention, negotiation and consideration of the issuer to alter the capital structure by way of issue of specified securities in any manner within a period of one year from the date of listing of the present issue:	30
(x) The total shareholding of the sponsors and directors in a tabular form, clearly stating the names, nature of issue, date of allotment, number of shares, face value, issue price, consideration, date when the shares were made fully paid up, percentage of the total pre and post issue capital, the lock-in period and the number and percentage of pledged shares, if any, held by each of them:	31
(xi) The details of the aggregate shareholding of the sponsors and directors, the aggregate number of specified securities purchased or sold or otherwise transferred by the sponsor and/or by the directors of the issuer and their related parties within six months immediate preceding the date of filing the prospectus:	34
(xii) The name and address of any person who owns, beneficially or of record, 5% or more of the securities of the issuer, indicating the amount of securities owned, whether they are owned beneficially or of record, and the percentage of the securities Represented by such ownership including number of equity shares which they would be entitled to upon exercise of warrant, option or right to convert any convertible instrument:	34
(xiii) The number of securities of the issuer owned by each of the top ten salaried officers, and all other officers or employees as group, indicating the percentage of outstanding shares Represented by the securities owned:	34
(d) Description of Business:	34
(i) The date on which the issuer company was incorporated and the date on which it commenced operations and the nature of the business which the company and its subsidiaries are engaged in or propose to engage in: ...	34
(ii) Location of the project:	34
(iii) Plant, machinery, technology, process, etc.:	34
(iv) Details of the major events in the history of the issuer, including details of capacity or facility creation, launching of plant, products, marketing, change in ownership and/or key management personnel etc.:	35
(v) Principal products or services of the issuer and markets for such products or services. Past trends and future prospects regarding exports (if applicable) and local market, demand and supply forecasts for the sector in which the product is included with source of data:	35
(e) Description of property:	36
The written down value of property, plant & equipment's owned by the company as per audited accounts as on 30 September, 2021 are stated below:	36
(i) Location and area of the land, building, principal plants and other property of the company and the condition thereof:	36
(ii) Whether the property is owned by the Company or taken on lease:	37
(iii) Dates of purchase, last payment date of current rent (খাজনা) and mutation date of lands, deed value and other costs including details of land development cost, if any and current use thereof:	37

(iv) If the property is owned by the issuer, whether there is a mortgage or other type of charge on the property, with name of the mortgagee:.....	38
(v) If the property is taken on lease, the expiration dates of the lease with name of the lessor, principal terms and conditions of the lease agreements and details of payment:.....	38
(vi) A physical verification report by the issue manager regarding the properties as submitted to the Commission:	38
(f) Plan of operation and discussion of financial condition:	39
(i) If the issuer has not started its commercial operation, the company's plan of operations for the period which would be required to start commercial operation which shall, among there, include the following information:.....	39
(ii) If the issuer had been in operation, the issuer's revenue and results from operation, financial position and changes in financial position and cash flows for the last five years or from commercial operation, which is shorter, shall be furnished in tabular form which shall, among others, include the following information:	40
CHAPTER (VII):	45
MANAGEMENT'S DISCUSSION AND ANALYSIS OF FINANCIAL CONDITION AND RESULTS OF OPERATIONS	45
(a) Overview of business and strategies:	45
(b) SWOT Analysis:	45
(c) Analysis of the financial statements of last five years with reasons of fluctuating revenue or sales, other income, total income, cost of material, finance cost, depreciation and amortization expense, other expense, changes of inventories, net profit before & after tax, EPS etc.	45
(d) Known trends demands, commitments, events or uncertainties that are likely to have an effect on the company's business:	46
(e) Trends or expected fluctuations in liquidity	46
(f) Off-balance sheet arrangements those have or likely to have a current or future effect on financial condition:	46
CHAPTER (VIII):.....	47
DIRECTORS AND OFFICERS	47
(a) Name, Father's name, age, residential address, educational qualification, experience and position of each of the directors of the company and any person nominated or Represented to be a director, showing the period for which the nomination has been made and the name of the organization which has nominated him:.....	47
(b) The date on which he first became a director and the date on which his current term of office shall expire:.....	48
(c) If any director has any type of interest in other businesses, names and types of business of such organizations. If any director is also a director of another company or owner or partner of any other concern, the names of such organizations:.....	48
(d) A statement, if any Directors of the issuer are associated with the securities market in any manner and any director of the issuer company is also director of any issuer of other listed securities during last three years with dividend payment history and market performance of that issuer:	49
(e) Any family relationship (father, mother, spouse, brother, sister, son, daughter, spouse's father, spouse's mother, spouse's brother, spouse's sister) among the directors and top five officers:	49
(f) A very brief description of other businesses of the directors:	49
(g) Loan status of the issuer, its directors and shareholders who hold 5% or more shares in the paid-up capital of the issuer in terms of the CIB Report of Bangladesh Bank:.....	50
(h) If the Chairman or any director or any shareholder receives any monthly salary then this information should also be included;	50
(i) A profile of the sponsors including their names, father's names, age, personal addresses, educational qualifications, and experiences in the business, positions or posts held in the past, directorship held, other ventures of each sponsor and present position:	51
(j) If the present directors are not the sponsors and control of the issuer was acquired within five years immediately preceding the date of filing prospectus details regarding the acquisition of control, date of acquisition, terms of acquisition, consideration paid for such acquisition etc.:	56
(k) If the sponsors or directors do not have experience in the proposed line of business, the fact explaining how the proposed activities would be carried out/managed:	56
(l) Interest of the key management persons:	56

(m) All interests and facilities enjoyed by a director, whether pecuniary or non-pecuniary:	56
(n) Number of shares held and percentage of shareholding (pre-issue):	56
(o) Change in board of directors during last three years:	56
(p) Director's engagement with similar business:	56
None of the Directors are involved with similar business.....	56
CHAPTER (IX):.....	57
CERTAIN RELATIONSHIPS AND RELATED TRANSACTIONS.....	57
CHAPTER(X):	60
TRANSACTION WITH THE DIRECTORS AND SUBSCRIBERS TO THE MEMORANDUM.....	60
CHAPTER (XI):.....	62
OWNERSHIP OF THE COMPANY'S SECURITIES.....	62
CHAPTER (XII):	68
VALUATION REPORT OF SECURITIES PREPARED BY THE ISSUE MANAGER.....	68
CHAPTER (XIII):.....	71
DEBT SECURITIES	71
CHAPTER (XIV):	72
PARTIES INVOLVED AND THEIR RESPONSIBILITIES, AS APPLICABLE.....	72
CHAPTER (XV):.....	73
MATERIAL CONTRACTS	73
CHAPTER (XVI):.....	76
OUTSTANDING LITIGATIONS, FINE OR PENALTY.....	76
CHAPTER (XVII):.....	77
RISK FACTORS AND MANAGEMENT'S PERCEPTIONS ABOUT THE RISKS.....	77
CHAPTER (XVIII):.....	85
DESCRIPTION OF THE ISSUE	85
CHAPTER (XIX):	86
USE OF PROCEEDS.....	86
LOCK-IN	89
CHAPTER (XXI):	91
DESCRIPTION OF SECURITIES OUTSTANDING OR BEING OFFERED	91
CHAPTER (XXII):.....	92
FINANCIAL STATEMENTS.....	92
CHAPTER (XXIII):	151
APPLICATION PROCEDURE.....	151

CHAPTER (I)

EXECUTIVE SUMMARY


(i) About the industry:

Bangladesh is a developing-agrarian country, playing a pivotal role in terms of economic development and ensuring food security and adequate food productions. This agro-based industry of Bangladesh has enormous opportunities of business, which includes Food and Fruit processing plant, processing of dairy and poultry farm, meat, fish processing, rice, seed, edible oil, herbal salt, jute, tea, etc. More than 37 different varieties of industries are prevailing with massive scopes and opportunities.

There are several international, multinational companies and local companies are in the market like Square, Sajeeb, Partex, ACI-Agribusiness, Syngenta, Akij foods, BD Foods, Golden Harvest Agro Industries, PRAN Food Processing, BRAC Seed and Agro Enterprise, Lal Teer, Ananda Agro Farm, and Krishibid Group.

Besides, there are some government organizations like BARI (Bangladesh Agriculture Research Institute), IRRI (International Rice Research Institute), BRRI (Bangladesh Rice Research Institute), and other govt.-autonomous organizations along with private firms, work together for ensuring food security, and establishing agribusiness activities in the country.

(ii) About the Issuer:

Name of the Company	Krishibid Seed Limited
Date of Incorporation	September 28, 2016
Commencement of Commercial operation	September 28, 2016
The Logo of the Issuer	
Registered Office	801, Begum Rokeya Sharani, Kazipara, Mirpur, Dhaka-1216
Corporate Office	801, Begum Rokeya Sharani, Kazipara, Mirpur, Dhaka-1216
Factory	Goran, Chatbari, Dhaka
Telephone & FAX Number	Tel: +88 02 9008789; FAX: +88 02 8034120
E-mail address	info@krishibidgroup.com
Contact Person	Sharif Mohammad Taslim Reza, Managing Director
Board of Directors	<ol style="list-style-type: none"> 1. Dr. Md. Ali Afzal, Chairman and Nominated by Krishibid Firm Ltd. 2. Dr. Md. Rafiqul Islam Sarker, Nominated by Glorious Lands and Development Ltd. 3. Sharif Mohammad Taslim Reza, Managing Director and Nominated by Krishibid Multipurpose Co-Operative Society Ltd. 4. Dr. Abdul Hamid, Nominated by Krishibid Feed Ltd. 5. Dr. Md. Shahjahan, Nominated by Krishibid Salt Ltd. 6. Dr. Gour Pada Das, Nominated by Krishibid Printing & Publication Ltd. 7. Taslima Yesmin, Director
Auditor's Name with Address	ARTISAN Chartered Accountants Sonargaon Terrace (2nd Floor), House-52, Road-13C, Block-E, Banani, Dhaka-1213
Nature of business	The Principal activity and the nature of the business of Krishibid Seed Limited is producing and importing of different kinds of quality seeds like Vegetables, Maize, Rice, Wheat, Oil, Pulse, Grass, Potato, etc.

(iii) Financial information:

Major financial information of Krishibid Seed Limited is as follows:

(Amount in BDT)

Particulars	30.09.2021	30.06.2021	30.06.2020	30.06.2019	30.06.2018	30.06.2017
Revenue	80,140,251	221,797,628	189,928,130	164,751,200	155,266,343	11,380,238
Gross Profit	17,559,976	48,554,566	39,207,635	25,485,827	23,762,741	1,688,196
Other Income	-	18,654	-	-	-	-
Profit Before Tax	10,585,395	22,838,535	12,561,714	5,628,223	5,450,960	(724,490)
Total Comprehensive Income	8,569,130	18,736,927	10,572,023	5,003,990	4,853,316	(724,490)
Total Assets	380,356,378	328,464,855	238,603,735	132,769,988	107,242,914	8,875,510
Share Capital	184,000,000	106,000,000	100,000,000	9,600,000	9,600,000	9,600,000
Retained Earnings	47,010,895	38,441,766	19,704,839	9,132,816	4,128,826	(724,490)
Face Value	10.00	10.00	10.00	10.00	10.00	10.00
Net Asset Value (NAV) per Share	12.60	17.92	11.99	19.51	14.30	9.25
Earnings Per Share	0.60	1.87	4.71	5.21	5.06	(0.75)

(iv) Features of the issue and its objects:

Offer price	Tk. 10.00
Number of shares	11,600,000 Ordinary shares
Offer size	Tk. 116,000,000
Purpose of raising fund	Net proceeds from QIO will be used for Cold Storage Building, Modern research, development, Seed Production & others and QIO expenses.
Date of implementation	Within 6 months from receiving the QIO fund.

(v) Legal and other Information:

Name of the company	Krishibid Seed Limited
Legal status	Public Limited
Date of incorporation	September 28, 2016
Commencement of Commercial operation	September 28, 2016
Registration number	C-133217/2016

Particulars	License Issuer/ Issuing Authority	Certificate/ License No.	Issue Date	Renewal Date	Expiry Date
Certificate of Incorporation	Registrar of Joint Stock Companies and Firms	C-133217/2016	28/09/2016	N/A	N/A
Certificate of Commencement of Business	Registrar of Joint Stock Companies and Firms	-	28/09/2016	N/A	N/A
TIN Certificate	National Board of Revenue	534842581621 /C-245		N/A	N/A
VAT Certificate	Custom Excise and VAT Commissionerate	000606215-0401	09/08/2017	N/A	N/A
BIDA	Bangladesh Investment Development Authority	L-011117127440-H	12/12/2017	N/A	N/A
Trade License	Dhaka North City Corporation	04-46467	02/08/2018	18/07/2021	30/06/2022
Export Registration Certificate (ERC)	The Import & Export Control Bureau	260326210244519	28/02/2017	07/07/2021	30/06/2022
Import Registration Certificate (IRC)	The Import & Export Control Bureau	260326110485319	28/02/2017	19/07/2021	30/06/2022

Certification of Seed Dealer	Seed Wing, Ministry of Agriculture	23722	26/01/2017	-	26/01/2024
Membership Certificate	Bangladesh Seed Association	I-040	26/01/2021	-	31/12/2021
Dhaka Chamber of Commerce & Industry	Member Certificate	SI-06940	03/03/2021	-	31/12/2021

(vi) Promoters' background:

Sl.	Name of the sponsors, Father's name, Mother's name, Address and Nationality
1.	Entity Name: Krishibid Firm Limited Represented by Dr. Md. Ali Afzal Address: 801, Begum Rokeya Sharani, Kazipara, Mirpur,
2.	Entity Name: Glorious Lands and Development Limited Represented by Dr. Md. Rafiqul Islam Sarker Address: 801, Begum Rokeya Sharani, Kazipara, Mirpur,
3.	Entity Name: Krishibid Multipurpose Co-Operative Ltd., Represented by Sharif Mohammad Taslim Reza Address: 801, Begum Rokeya Sharani, Kazipara, Mirpur,
4.	Name: Dr. Md. Shafiqul Aktar Father's Name: Md. Abdul Kudus Biswas; Mother's Name: Jahanara Begum Address: Vill-Bazebamandah, PO UZ- Cotchandpur,, Jhenaidah; Nationality: Bangladeshi
5.	Entity Name: Krishibid Printing & Publications Ltd., Represented by Dr. Gour Pada Das Address: 801, Begum Rokeya Sharani, Kazipara, Mirpur, Dhaka
6.	Entity Name: Krishibid Feed Limited Represented by Dr. Abdul Hamid Address: 801, Begum Rokeya Sharani, Kazipara, Mirpur, Dhaka
7.	Name: Md. Abdullah -Hil- Hafiz Father's Name: Md. Mofazzal Hossain; Mother's Name: Mrs. Halima Begum Address: Vill PO- Haridebpur, PS-Rangpur, Rangpur; Nationality: Bangladeshi
8.	Name: Dr. Md. Motiar Rahman Father's Name: Late Osman Goni; Mother's Name: Late Motiza Khatun Address: House no. 13, Road no.02, Rupnagar, Mirpur-02, Dhaka; Nationality: Bangladeshi
9.	Name: Dr. Md. Shahjahan, Nominated by Krishibid Salt Ltd. Address: 801, Begum Rokeya Sharani, Kazipara, Mirpur,
10.	Name: Dr. Md. Ali Afzal Father's Name: Md. Altaf Hossin; Mother's Name: Mrs. Momena Hossin Address: Krishibid Palace, Flat-B-3, House No- 13, Road No-06, Block-A, Section 10, Mirpur, Dhaka; Nationality: Bangladeshi
11.	Name: Mohi Uddin Mahboob Father's Name: Gholam Mohiuddin; Mother's Name: Monowara Begum Address: 32/A, Indira Road, Tejgaon, Dhaka; Nationality: Bangladeshi
12.	Entity Name: Krishi Foundation Represented by Kbd. Tariq Hassan Father's Name: Late Muzaffar Hossain; Mother's Name: Late Shofia Khatun Address: 801, Kazipara, Mirpur, Dhaka; Nationality: Bangladeshi
13.	Name: Mohammad Afsar Hossain Father's Name: Late Mohtasin Billah; Mother's Name: Mrs. Rowsonara Begum Address: Vill- Shibpur, PO PS-Sitakund,, Chittagong; Nationality: Bangladeshi
14.	Name: Rajib Hasan Father's Name: Sharafat Hasan; Mother's Name: Mrs. Rebeka Hasan Address: House- 2-E-B-3/2, Madhoby, Lake City Concord Khilkhet (Namapara), Dhaka
15.	Name: Dr. Md. Bazlur Rashid Chowdhury Father's Name: Late Md. Nazir Uddin Chowdhur; Mother's Name: Late Mariam Chowdhury Address: Darul Fazal, Bye-lane 1/6(2), Powerhouse Road, Kewatkhali, Mymensingh Nationality: Bangladeshi
16.	Name: Dr. Md. Alek Mondal Father's Name: Late Akman Mondal; Mother's Name: Momena Khaton Address: Vill.- North Burujbagan, PO.- Jadabpur, PS.- Sharsha, Jessore, Nationality: Bangladeshi

17.	Name: Halima Sayeed Jasmin Father's Name: Md. Syedullah; Mother's Name: Mrs. Amena Khatun Address: 76, North Kafrul, Dhaka; Nationality: Bangladeshi
18.	Name: Prof. Dr. Mahbub Mostofa Father's Name: Late Alhaj Md. Abdur rashid; Mother's Name: Late Hamida Khatun Address: Vill- Lakurfala, PO PS- Barguna, Barguna; Nationality: Bangladeshi
19.	Name: Rebeka Sultana Father's Name: Md. Abu Taher; Mother's Name: Dewara Begum Address: 20/A, Mohammadpur, Main Road (2nd Floor) Mohammadpur, Dhaka, Nationality: Bangladeshi
20.	Name: Dr. Md. Abdul Alim Father's Name: Md. Mukbul; Mother's Name: Mrs. Kodorjan Address: Vill-Chaksha, PO-Lahiri Mohonpur, PS- Ullapara, Sirajganj; Nationality: Bangladeshi
21.	Name: Mohammad Abul Kalam Azad Father's Name: Mohammad Abdul Hai; Mother's Name: Mrs. Oyagifa Khatun Address: Vill-Azizpur, P.O-Samirmunshir Hut, Ps-Senbug,, Noakhali, Nationality: Bangladeshi
22.	Name: Dr. Gour Pada Das Father's Name: Late Narayan Kanta Das; Mother's Name: Late Jesoka Das Address: H-33, R-13, S-4, Uttra, Dhaka; Nationality: Bangladeshi
23.	Name: Abu Taher Father's Name: Abu Jafor; Mother's Name: Henara Begum Address: Vill+PO-Keshobpur, UZ-Bauphal, Patuakhali; Nationality: Bangladeshi
24.	Name: Dr. Tanima Sharmin Father's Name: Md. Gholam Mohiuddin; Mother's Name: Monawara Begum Address: 32/A, Indira Road, Tejgaon, Dhaka; Nationality: Bangladeshi
25.	Name: Dr. Md. Elahi Baksh Father's Name: Late Sater Uddin Mondal; Mother's Name: Mrs. Akter Jahan Yesmin Address: E/26, Bordhita Pallabi, Mirpur-11.5, Dhaka, Nationality: Bangladeshi
26.	Name: Md. Mazharul Hoque Father's Name: Md. Mahbul Hoque; Mother's Name: Hosna Ara Begum Address: Vill-Denayetpur, PO+PS Raipur, Lakshmipur, Nationality: Bangladeshi
27.	Name: Dr. Md. Golam Mortuza Father's Name: Md. Shohrab Uddin Mia; Mother's Name: Anwara Begum Address: House-Sugondha 234/A, Jamalpur, Hazera More, P.O-Padma Abashik, Rajshahi Nationality: Bangladeshi
28.	Name: Mrs. Mariam Chowdhury Father's Name: Mr. Md Abdus Satter Sarder; Mother's Name: Late Mrs. Babeya Khatun Address: Darul Fazal, Bye-lane 1/6(2), Powerhouse Road, Kewatkhali, Mymensingh Nationality: Bangladeshi
29.	Name: Mrs. Fatima Sultana Father's Name: Ali Ahmed; Mother's Name: Salma Akhter Address: Vill- Sonapur, PO- Salimbag, Lakshmipur; Nationality: Bangladeshi
30.	Name: Prof. Dr. Khandaker Md. Mostafizur Rahman Father's Name: Late Khandaker Azizur Rahman; Mother's Name: Mrs. Afia Kahtun Address: Vill PO-Rasullabad, PS-Nabinagar, Brahmanbaria, Nationality: Bangladeshi
31.	Name: Razina Yasmin Father's Name: A K Year Mahmmad; Mother's Name: Monawara Begum Address: Vill-Bazebamandah, PO+UZ- Cotchandpur, Jhenaidah; Nationality: Bangladeshi
32.	Name: Md. Sirajul Islam Khan Father's Name: Ali Ahmed Khan; Mother's Name: Anowara Begum Address: Vill-Noagaon, PO- Madhaiya Bazar,UZ- Debidwar, Comilla; Nationality: Bangladeshi
33.	Name: Md. Monsur Ali Father's Name: Md. Abdul Wahab; Mother's Name: Mrs. Monowara Khatun Address: Vill PS-Punuria, PS-Shanthia, Pabna; Nationality: Bangladeshi
34.	Name: Shaheena Jahan Father's Name: Late Ismail Hossain; Mother's Name: Momana Khatun Address: Vill- Baidahar, PO-Daudpur, PS- Nawbabgong, Dinajpur; Nationality: Bangladeshi

35.	Name: Prof. Dr. M. Obaidul Islam Father's Name: Late Md. Osman Ali Mondal; Mother's Name: Mrs. Tahuran Nesa Address: Vill-P.O-Deuli,PS.- Shibgonj, Bogra; Nationality: Bangladeshi
36.	Name: Md. Rezaul Karim Khan Father's Name: Md. Joad Ali Khan; Mother's Name: Mrs. Rahima Khanam Address: H-13, F-A-5, R-6 B - A, S- 10, Mirpur,Dhaka; Nationality: Bangladeshi
37.	Name: Dr. Mohammad Zulfiqur Ali Firuz Father's Name: Late Shamsul Haque Bhyan; Mother's Name: Late Bilkis Begum Address: Vill- Charmonosa, PO- Bhowanigong,, Lakshmipur; Nationality: Bangladeshi
38.	Name: Mahbubur Rahman Father's Name: Ahmad Hossain; Mother's Name: Khatune Jannat Address: Vill- Hornidurgapur, Post.- Kalirbazar, P.S- Faridgonj, Chandpur; Nationality: Bangladeshi
39.	Name: Dr. Jamilur Rahman Father's Name: Md. Fazlul Haque; Mother's Name: Amena Haque Address: Vill-Shoturia, PO-Dhankora,, Manikgan; Nationality: Bangladeshi
40.	Name: Dr. S.M. Khorshed Alam Father's Name: Late Md. Hasan Ali Molla; Mother's Name: Late Rameeha Khatun Address: Vill & P.O-Laxmichamaril, P.S- Baraigarm, PS-Baraigarm, Natore; Nationality: Bangladeshi
41.	Name: Md. Harun Or Rashid Father's Name: Md. Nurul Islam; Mother's Name: Nurer Nahar Begum Address: Vill-Charjangalia, PO-Karuna Nagar, PS-Kamal Nagar, Lakshmipur; Nationality: Bangladeshi

(vii) Capital structure and history of capital raising:

The company intends to issue 11,600,000 ordinary shares of Tk. 10.00 (Ten) each at par totaling Tk. 116,000,000 (Eleven crore sixty lac) through Qualified Investor Offer (QIO) subject to regulatory approvals.

Particulars	No. of shares	Face value	Amount in BDT
Authorized capital	40,000,000	10.00	400,000,000
Paid-up capital (as on 30.09.2021)	18,400,000		184,000,000
Pre-QIO Paid-up Capital	18,400,000		184,000,000
To be issued through QIO	11,600,000		116,000,000
Post-QIO Paid-up Capital	30,000,000		300,000,000

The history of capital raising of Krishibid Seed Limited is as follows:

Allotments	No. of shares	Issue price	Consideration			Amount in BDT
			In cash	Other than cash	Bonus Share	
As per Memorandum	960,000	10.00	9,600,000	-	-	9,600,000
1st Allotment (15.06.2020)	8,340,000		83,400,000	-	-	83,400,000
2nd Allotment (28.06.2020)	700,000		7,000,000	-	-	7,000,000
3rd Allotment (28.06.2021)	600,000		6,000,000			6,000,000
4th Allotment (10.08.2021)	4,500,000		45,000,000			45,000,000
5th Allotment (24.08.2021)	3,000,000		30,000,000			30,000,000
6th Allotment (10.09.2021)	300,000		3,000,000			3,000,000
Total	18,400,000		184,000,000	-	-	184,000,000

(viii) Summary of valuation report of securities:

Methods followed		Amount in BDT
Method-1	Net assets value per share	12.60
Method-2	Earning based value per share (Considering average Sector P/E)	29.45
	Earning based value per share (Considering average Market P/E)	11.75
Method-3	Projected earnings for the next three accounting year with rationales of the projection	-
Method-4	Average market price per share of similar stocks	-

(ix) Others:

1. **Declarations regarding no way connection between the issuer and the issue managers per rule 3(2)(b) of the Bangladesh Securities & Exchange Commission (Qualified Investor Offer by Small Capital Companies) Rules, 2018;**

DECLARATION ABOUT NOT HOLDING SECURITIES OF THE ISSUER BY THE ISSUER

This is to declare that SBL Capital Management Limited, Manager to the Issue for upcoming QIO of Krishibid Seed Limited; is in no way connected with the issuer and does not hold any of its securities.

Sd/-

Sharif Mohammad Taslim Reza
Managing Director
Krishibid Seed Limited
Date: 8 November 2021

DECLARATION ABOUT NOT HOLDING SECURITIES OF THE ISSUER BY THE ISSUE MANAGER

This is to declare that SBL Capital Management Limited, Manager to the Issue for upcoming QIO of Krishibid Seed Limited; is in no way connected with the issuer and does not hold any of its securities.

Sd/-

Abu Nayem Md. Ibrahim
Chief Executive Officer
SBL Capital Management Limited
Date: 8 November 2021

2. **Declaration regarding material changes per Rule 3(2)(c) of the Bangladesh Securities & Exchange Commission (Qualified Investor Offer by Small Capital Companies) Rules, 2018:**

DECLARATION REGARDING MATERIAL CHANGE

This is to declare that Krishibid Seed Limited has not made any material change including raising of paid-up capital after the date of audited financial statements as included in the prospectus.

Sd/-

Sharif Mohammad Taslim Reza
Managing Director
Krishibid Seed Limited
Date: 8 November 2021

3. **Declaration regarding preparing financial statements in accordance with the requirements of the provisions of IFRS or IAS as per Rule 3(2)(d) of the Bangladesh Securities & Exchange Commission (Qualified Investor Offer by Small Capital Companies) Rules, 2018:**

MANAGEMENT DECLARATION

We, the management of Krishibid Seed Limited declare that our company has complied with the provisions of IFRS or IAS (as applicable for small and medium sized entities) and audited the same as per International Standards on Auditing (ISA) as well as the Companies Act, 1994 and other applicable legal requirements.

Sd/-

Sharif Mohammad Taslim Reza

Managing Director

Krishibid Seed Limited

Date: 8 November 2021

4. **Declaration regarding Cost Audit by the Issuer as required as per Rule 3(2)(e) of the Bangladesh Securities & Exchange Commission (Qualified Investor Offer by Small Capital Companies) Rules, 2018:**

DECLARATION REGARDING COST AUDIT

This is to certify that, as per the provision of the Companies Act 1994, Cost Audit by the Professional Accountant is not applicable for Krishibid Seed Limited.

Sd/-

Sharif Mohammad Taslim Reza

Managing Director

Krishibid Seed Limited

Date: 8 November 2021

5. **Declaration regarding the issuer or any of its directors is not a loan defaulter as required as per Rule 3(2)(i) of the Bangladesh Securities & Exchange Commission (Qualified Investor Offer by Small Capital Companies) Rules, 2018:**

This is to certify that in terms of CIB report of Bangladesh Bank as provided to us by our lending bank that Krishibid Seed Limited and all of its directors and shareholders who hold 5% or more shares in the paid up capital is not loan defaulter and no loan has been rescheduled yet.

Sd/-

Sharif Mohammad Taslim Reza

Managing Director

Date: 8 November 2021

6. **Declaration regarding holding regular AGM by the Issuer as required as per Rule 3(2)(j) of the Bangladesh Securities & Exchange Commission (Qualified Investor Offer by Small Capital Companies) Rules, 2018:**

MANAGEMENT DECLARATION

We, the management of Krishibid Seed Limited declared that our company is regular in holding of Annual general meeting (AGM).

Sd/-

Sharif Mohammad Taslim Reza

Managing Director

Krishibid Seed Limited

Date: 8 November 2021

7. **Declaration regarding complied with all the requirements of these Rules in preparing prospectus by the issuer as per by Rule 3(2)(g) of the Bangladesh Securities & Exchange Commission (Qualified Investor Offer by Small Capital Companies) Rules, 2018:**

MANAGEMENT DECLARATION

We, the management of Krishibid Seed Limited declared that our company has complied with the Bangladesh Securities & Exchange Commission (Qualified Investor Offer by Small Capital Companies) Rules, 2018, while preparing the prospectus.

Sd/-

Sharif Mohammad Taslim Reza

Managing Director

Krishibid Seed Limited

Date: 8 November 2021

8. **Declaration regarding whether plant and machinery is reconditioned or second-hand**

MANAGEMENT DECLARATION

We do hereby declare that the machineries of the Krishibid Seed Limited as on September 30, 2021 were purchased in brand new condition. There are no re-conditioned or second hand plant and machineries installed in the Company.

Sd/-

Sharif Mohammad Taslim Reza

Krishibid Seed Limited

Date: 8 November 2021

CHAPTER (II): CONDITIONS IMPOSED BY THE COMMISSION IN THE CONSENT LETTER

*****This part will be given after getting the consent letter from BSEC according to the condition imposed by the commission on consent letter*****

CHAPTER (III): DECLARATION AND DUE DILIGENCE CERTIFICATES

Annexure- A

Declaration about the responsibility of the directors, including the CEO of the issuer in respect of the prospectus

[See rule 4 (1)(d)]

This prospectus has been prepared, seen and approved by us, and we, individually and collectively, accept full responsibility for the authenticity, accuracy and adequacy of the statements made, information given in the prospectus, documents, financial statements, exhibits, annexes, papers submitted to the Commission in support thereof, and confirm, after making all reasonable inquiries that all conditions concerning this qualified investor offer and prospectus have been met and that there are no other information or documents, the omission of which make any information or statements therein misleading for which the Commission may take any civil, criminal or administrative actions against any or all of us as it may deem fit.

We also confirm that full and fair disclosures have been made in this prospectus to enable the qualified investors to make a well informed decision for investment.

Sd/-
Dr. Md. Ali Afzal

Chairman & Nominated Director of Krishibid
Firm Ltd.

Sd/-
Dr. Abdul Hamid
Nominated Director of
Krishibid Feed Ltd.

Sd/-
Dr. Md. Rafiqul Islam Sarker
Nominated Director of Glorious Lands and
Development Ltd.

Sd/-
Dr. Md. Shahjahan
Nominated Director of Krishibid Salt
Ltd.

Sd/-
Sharif Mohammad Taslim Reza
Managing Director and Nominated Director of
Krishibid Multipurpose Co-Operative Society
Ltd.

Sd/-
Taslina Yesmin
Director

Sd/-
Dr. Gour Pada Das
Nominated Director of Krishibid
Printing Publication Ltd.

DUE DILIGENCE CERTIFICATE BY ISSUE MANAGER(S)

[Rule 4 (1)(d)]

Due diligence certificate to be furnished by issue manager in the prospectus

**To
The Bangladesh Securities and Exchange Commission**

Sub: Qualified Investor Offer of 11,600,000 Ordinary Shares of Tk. 116,000,000/- by Krishibid Seed Limited

Dear Sir,

We, the issue manager to the above-mentioned forthcoming issue, state and confirm as follows:

1. We have examined all the documents submitted with the application for the above mentioned public issue, visited the premises of the issuer and interviewed the Chairperson, Directors and key management personnel of the issuer in connection with the finalization of the prospectus pertaining to the said issue;
2. On the basis of such examination and the discussions with the directors, officers and auditors of the issuer, other agencies, independent verification of the statements concerning objects of the issue and the contents of the documents and other materials furnished by the issuer.

WE CONFIRM THAT:

- (a) The prospectus filed with the Commission is in conformity with the documents, materials and papers relevant to the issue;
- (b) All the legal requirements relating to the issue as also in the rules, notification, guidelines, instructions, etc. framed or issued by the Commission, other competent authorities in this behalf and the Government have been duly complied with;
- (c) The disclosures made in prospectus are true, fair and adequate to enable the investors to make a well informed decision for investment in the proposed issue and such disclosures are in accordance with the requirements of the Companies Act, 1994, the Bangladesh Securities and Exchange Commission (Qualified Investor Offer by Small Capital Companies) Rules, 2018 and other applicable laws;
- (d) Besides ourselves, all the intermediaries named in the prospectus are registered with the Commission and that till date such registrations are valid;
- (e) We have satisfied ourselves about the capability of the underwriters to fulfill their underwriting commitments;
- (f) The proposed activities of the issuer for which the funds are being raised in the present issue fall within the 'main objects' listed in the object clause of the Memorandum of Association or other charter of the issuer and that the activities which have been carried out till now are valid in terms of the object clause of its Memorandum of Association;
- (g) Necessary arrangements have been made to ensure that the moneys to be received pursuant to the issue shall be kept in a separate bank account and shall be used for the purposes disclosed in the use of proceeds section of the prospectus;
- (h) All the applicable disclosures mandated in the Bangladesh Securities and Exchange Commission (Qualified Investor Offer by Small Capital Companies) Rules, 2018 have been made in addition to other disclosures which, in our view, are fair and adequate to enable the investor to make a well informed decision;
- (i) We enclose a note explaining how the process of due diligence has been exercised by us in view of the nature of current business background or the issuer, situation at which the proposed business stands, the risk factors, sponsors experiences etc. We also confirm that the due diligence related process, documents and approval memos shall be kept in record by us for the next 5 (five) years after the QIO for any further inspection by the Commission;
- (j) We enclose a checklist confirming rule-wise compliance with the applicable provisions of the Bangladesh Securities and Exchange Commission (Qualified Investor Offer by Small Capital Companies) Rules, 2018 containing details such as the rule number, its text, the status of compliance, page numbers of the prospectus where the rules has been complied with and our comments, if any;
- (k) We also declare that we have not managed any Qualified Investor Offer in the last 05 (Five) years.

Place: Dhaka
Date: November 08, 2021

Sd/-
Abu Nayem Md. Ibrahim
Chief Executive Officer
SBL Capital Management Limited

DUE DILIGENCE CERTIFICATE BY THE UNDERWRITER
SBL Capital Management Limited
[Rule 4 (1)(d)]

To -
The Bangladesh Securities and Exchange Commission

Sub: Public offer of 11,600,000 Ordinary Shares of Tk. 116,000,000 (Eleven crore sixty lacs) only of Krisibid Seed Limited

Dear Sir,

We, the under-noted Underwriter(s) to the above-mentioned forthcoming issue, state individually and collectively as follows:

1. We, while underwriting the above mentioned issue on a firm commitment basis, have examined the draft prospectus, other documents and materials as relevant to our underwriting decision; and
2. On the basis of such examination and the discussions with the issuer company, its directors and officers, and other agencies, independent verification of the statements concerning objects of the issue and the contents of the documents and other materials furnished by the issuer company.

WE CONFIRM THAT:

- a) We are registered with the Bangladesh Securities and Exchange Commission as a merchant banker and eligible to carry out the underwriting activities. Our present paid-up capital stands at Tk. 1,500,000,000 (One hundred fifty crore) only and we have the capacity to underwrite a total amount of Tk. 7,500,000,000 (Seven hundred fifty crore) only as per relevant legal requirements. We have committed to underwrite for up to **Tk. 29,000,000** (two crore ninety lacs) only for the upcoming issue.
- b) At present, the following underwriting obligations are pending for us:

Particulars	Underwritten Amount (BDT)
Aman Textile Ltd.	40,000,000
Medrx Life Science Limited	10,000,000
Star Ceramic Ltd.	17,000,000
SBS Cables Ltd.	41,922,000
Navana Real Estate Ltd.	102,000,000
Rupsha Fish & Allied Ind. Ltd.	20,000,000
Arian Chemical Ltd.	10,000,000
Total	240,922,000

- c) All information as are relevant to our underwriting decision have been received by us and the draft prospectus forwarded to the Commission has been approved by us;
- d) We shall subscribe and take up the un-subscribed securities against the above-mentioned public issue within 15 (fifteen) days of calling up thereof by the issuer; and
- e) This underwriting commitment is unequivocal and irrevocable.

For the Underwriter:

Sd/-
Abu Nayem Md. Ibrahim
 Chief Executive Officer
 SBL Capital Management Limited
 Place: Dhaka
 Date: 08 November 2021

DUE DILIGENCE CERTIFICATE BY THE UNDERWRITER
EC Securities Limited
[Rule 4 (1)(d)]

To-
The Bangladesh Securities and Exchange Commission

Sub: Public offer of 11,600,000 Ordinary Shares of Tk. 116,000,000 (Taka eleven crore sixty lacs) only of Krishibid Seed Limited

Dear Sir,

We, the under-noted Underwriter(s) to the above-mentioned forthcoming issue, state individually and collectively as follows:

1. We, while underwriting the above mentioned issue on a firm commitment basis, have examined the draft prospectus, other documents and materials as relevant to our underwriting decision; and
2. On the basis of such examination and the discussions with the issuer company, its directors and officers, and other agencies, independent verification of the statements concerning objects of the issue and the contents of the documents and other materials furnished by the issuer company.

WE CONFIRM THAT:

- a) We are registered with the Bangladesh Securities and Exchange Commission as a merchant banker and eligible to carry out the underwriting activities. Our present paid-up capital stands at Tk. 251,100,000 (Taka twenty five crore and eleven lacs) only and we have the capacity to underwrite a total amount of **Tk. 1,255,500,000** (Taka one hundred twenty five crore and fifty five lacs) only as per relevant legal requirements. We have committed to underwrite for up to **Tk. 29,000,000** (Taka two crore ninety lac) only for the upcoming issue.
- b) At present, the following underwriting obligations are pending for us:

Sl. No	Name of the Company	Amount Underwritten (BDT)
1.	Hajj Finance Company Limited	15,750,000.00
2.	Debt securities of Mercantile Bank Limited	10,000,000.00
3.	Rights Offering of First Security Islami Bank Limited	80,991,050.00
Total		106,741,050.00

- c) All information as are relevant to our underwriting decision have been received by us and the draft prospectus forwarded to the Commission has been approved by us;
- d) We shall subscribe and take up the un-subscribed securities against the above-mentioned public issue within 15 (fifteen) days of calling up thereof by the issuer; and
- e) This underwriting commitment is unequivocal and irrevocable.

For the Underwriter:

Sd/-
Md. Khurshid Alam
Chief Executive Officer
EC Securities Limited
Place: Dhaka
Date: 08 November 2021

CHAPTER(IV): ABOUT THE ISSUER

(a) Name of the issuer, dates of incorporation and commencement of its commercial operations, its logo, addresses of its registered office, other offices and plants, telephone number, FAX number, contact person, website address and e-mail address:

Name of the issuer	Krishibid Seed Limited
Date of incorporation	September 28, 2016
Commencement of Commercial operation	September 28, 2016
Logo	
Registered Office	801, Begum Rokeya Sharani, Kazipara, Mirpur, Dhaka-1216
Corporate Office	801, Begum Rokeya Sharani, Kazipara, Mirpur, Dhaka-1216
Factory	Goran, Chatbari, Dhaka
Telephone number	+88 02 9008789
FAX number	+88 02 8034120
Contact person	Sharif Mohammad Taslim Reza, Managing Director
Website address	www.krishibidgroup.com
E-mail address	info@krishibidgroup.com

(b) The names of the sponsors and directors of the issuer:


Name of the sponsors

1. Krishibid Firm Ltd., Represented by Dr. Md. Ali Afzal
2. Glorious Lands and Developments Ltd., Represented by Dr. Md. Rafiqul Islam Sarker
3. Krishibid Multipurpose Co-operative Society Ltd, Represented by Sharif Mohammad Taslim Reza
4. Dr. Md. Shafiqul Akter
5. Krishibid Printing & Publication Ltd., Represented by Dr. Gour Pada Das
6. Krishibid Feed Ltd., Represented by Dr. Md. Abdul Hamid
7. Md. Abdullah Hil Hafiz
8. Dr. Md. Motiar Rahman
9. Krishibid Salt Ltd. Represented by Dr. Md. Shahjahan
10. Dr. Md. Ali Afzal
11. Mohi Uddin Mahboob
12. Krishi Foundation Represented by Kbd. Tariq Hassan
13. Mohammad Afsar Hossain
14. Rajib Hasan
15. Dr. Md. Bazlur Rashid Chowdhury
16. Dr. Md. Alek Mondal
17. Halima Sayeed Jasmin
18. Prof. Dr. Mahbub Mostofa
19. Rebeka Sultana
20. Md. Abdul Alim
21. Mohammad Abul Kalam Azad
22. Dr. Gopal Pada Das
23. Abu taher
24. Dr. Tanim Sharmin
25. Dr. Md. Elahi Baksh
26. Md. Mazharul Hoque
27. Dr. Md. Golam Mortuza
28. Mrs. Mariam Chowdhury
29. Mrs. Fatima Sultana
30. Prof. Dr. Khandaker Md. Mostafizur Rahman
31. Razina Yasmin
32. Md. Sirajul Islam Khan
33. Md. Monsur Ali
34. Shaheena Jahan
35. Md. Rezaul Karim Khan
36. Prof. Dr. M. Obaidul Islam
37. Dr. Mohammad Zulfiquir Ali Firuz
38. Mahbubur Rahman
39. Dr. Jamilur Rahman
40. Dr. S.M. Khorshed Alam
41. Md. Harun Or Rashid



Name of the Directors

1. Dr. Md. Ali Afzal, Chairman and Nominated by Krishibid Firm Ltd.
2. Dr. Md. Rafiqul Islam Sarker, Nominated by Glorious Lands and Development Ltd.
3. Sharif Mohammad Taslim Reza, Managing Director and Nominated by Krishibid Multipurpose Co-Operative Society Ltd.
4. Dr. Abdul Hamid, Nominated by Krishibid Feed Ltd.
5. Dr. Md. Shahjahan, Nominated by Krishibid Salt Ltd.
6. Dr. Gour Pada Das, Nominated by Krishibid Printing & Publication Ltd.
7. Taslima Yesmin, Director


(c) The name, logo and address of the auditors along with their telephone numbers, FAX numbers, contact persons, website and e-mail addresses:

Name of the auditor	ARTISAN Chartered Accountants
Logo	
Address	Sonargaon Terrace (2 nd Floor), House-52, Road-13C, Block-E, Banani, Dhaka-1213
Telephone number	88-02-8189883
FAX number	-
Contact person	AFM Alamgir, FCA, Partner
Website address	www.artisan-ca.com
E-mail address	info@artisan-ca.com

(d) The name(s) of the stock exchange(s) where the specified securities are proposed to be listed.:

Particulars	Name & address	Logo	Contact details
Stock Exchange(s)	Dhaka Stock Exchange Limited (DSE) 9/F, Motijheel C/A, Dhaka-1000		Tel: +02223384601 - 07 FAX: +02223384727 E-mail: info@dse.com.bd Web: www.dsebd.org
	Chittagong Stock Exchange Ltd. (CSE) CSE Building, 1080, Sk. Mujib Road Agrabad, Chittagong		Tel: +880 31-714632-3 FAX: +880 31-714632-3 E-mail: info@cse.com.bd Web: www.cse.com.bd

CHAPTER (V): CORPORATE DIRECTORY OF THE ISSUER

Company name	Krishibid Seed Limited
Company logo	
Legal position	Krishibid Seed Limited was incorporated in September 28, 2016 as a public limited company under Registrar of Joint Stock Companies and Firms (RJSC) vide registration number C-133217/2016 under the companies Act 1994.
Date of incorporation	September 28, 2016
Commencement of Commercial operation	September 28, 2016
Authorized capital	Tk. 400,000,000
Paid-up capital	Tk. 184,000,000
Registered Office	801, Begum Rokeya Sharani, Kazipara, Mirpur, Dhaka-1216
Corporate Office	801, Begum Rokeya Sharani, Kazipara, Mirpur, Dhaka-1216
Factory	Goran, Chatbari, Dhaka
Board of Directors	<ol style="list-style-type: none"> 1. Dr. Md. Ali Afzal, Chairman and Nominated by Krishibid Firm Ltd. 2. Dr. Md. Rafiqul Islam Sarker, Nominated by Glorious Lands and Development Ltd. 3. Sharif Mohammad Taslim Reza, Managing Director and Nominated by Krishibid Multipurpose Co-Operative Society Ltd. 4. Dr. Abdul Hamid, Nominated by Krishibid Feed Ltd. 5. Dr. Md. Shahjahan, Nominated by Krishibid Salt Ltd. 6. Dr. Gour Pada Das, Nominated by Krishibid Printing & Publication Ltd. 7. Taslima Yesmin, Director
Issue Manager	SBL Capital Management Limited
Auditor	ARTISAN, Chartered Accountants
Lead Banker	Bank Asia Limited
Compliance officer of issuer	Md. Kamal Hossain FCA, FCMA

CHAPTER(VI): DESCRIPTION OF THE ISSUER

(a) Summary:

(i) The summary of the industry and business environment of the issuer:

Bangladesh is primarily an agriculture based country with agriculture accounting for 12.68% in 2019 of the country's Gross domestic product (GDP). Agricultural production can be increased by use of quality seeds keeping other things constant. Seed is one of the most basic and important inputs for cultivation. It is estimated that the quality of seed accounts for 25-30% of productivity. The growing demand and increased production of seeds are driving the market growth. Most plant breeding in Bangladesh continues to be in the public domain. However, NGOs and private companies are becoming increasingly involved in plant breeding, in response to the growing demand from farmers for good-quality and better-performing varieties. Private Sector Seed firms include Bangladesh Rural Advancement Committee (BRAC), PROSHIKA, Lal Teer Seeds, Krishibid Group, Rangpur Dinajpur Rural Service (RDRS), Aftab Seeds, Supreme Seeds Com. Ltd., ACI seeds, Getco, Northern Agriculture & cultivation Co. Ltd. (NAICOL) etc. produce mainly improved varieties of vegetables and grain crops.

Krishibid Seed Ltd. has been producing and importing quality seed of different varieties over the years with holding motto "not only Profit but Quality, Commitment & Service we care." It has started its journey as an individual entity in 2016 with diligence & focus to supply the best quality seeds to the market. Experienced agricultural scientists are directly involved in all these activities and they use modern technologies and infrastructures to ensure quality and services. An R&D farm with a tissue culture laboratory is devoted for enhancing crop variety development. Krishibid Seed is specialized in breeding, production, and marketing of cereals and vegetable seeds.

(ii) Summary of consolidated financial, operating and other information:

This information is not applicable for Krishibid Seed Limited since it has no subsidiary company.

(b) General Information:

(i) The board of directors of the issuer:

Sl.	Name of the board of director
1.	Dr. Md. Ali Afzal, Chairman and Nominated by Krishibid Firm Ltd.
2.	Dr. Md. Rafiqul Islam Sarker, Nominated by Glorious Lands and Development Ltd.
3.	Sharif Mohammad Taslim Reza, Managing Director and Nominated by Krishibid Multipurpose Co-Operative Society Ltd.
4.	Dr. Abdul Hamid, Nominated by Krishibid Feed Ltd.
5.	Dr. Md. Shahjahan, Nominated by Krishibid Salt Ltd.
6.	Dr. Gour Pada Das, Nominated by Krishibid Printing & Publication Ltd.
7.	Taslina Yesmin, Director

(ii) Names, addresses, telephone numbers, FAX numbers and e-mail addresses of the chairman, Managing Director, whole time directors, etc. of the issuer:

Name	Position	Address	Telephone, FAX & E-mail
Dr. Md. Ali Afzal	Chairman	801, Begum Rokeya Sharani, Kazipara, Mirpur, Dhaka 1216	Tel: +88 02 9008789 FAX: +88 02 8034120 E-mail: aafzal@krishibidgroup.com
Sharif Mohammad Taslim Reza	Managing Director	801, Begum Rokeya Sharani, Kazipara, Mirpur, Dhaka 1216	Tel: +88 02 9008789 FAX: +88 02 8034120 E-mail: taslim@krishibidgroup.com
Dr. Md. Ali Afzal, Nominated by Krishibid Firm Ltd.	Whole time directors	801, Begum Rokeya Sharani, Kazipara, Mirpur, Dhaka 1216	Tel: +88 02 9008789 FAX: +88 02 8034120 E-mail: aafzal@krishibidgroup.com
Sharif Mohammad Taslim Reza, Nominated by Krishibid Multipurpose Co-Operative Society Ltd.		801, Begum Rokeya Sharani, Kazipara, Mirpur, Dhaka 1216	Tel: +88 02 9008789 FAX: +88 02 8034120 E-mail: taslim@krishibidgroup.com

Dr. Md. Rafiqul Islam Sarker, Nominated by Glorious Lands and Development Ltd.	801, Begum Rokeya Sharani, Kazipara, Mirpur, Dhaka 1216	Tel: +88 02 9008789 FAX: +88 02 8034120 E-mail: risarker@krishibidgroup.com
Dr. Abdul Hamid, Nominated by Krishibid Feed Ltd.	801, Begum Rokeya Sharani, Kazipara, Mirpur, Dhaka 1216	Tel: +88 02 9008789 FAX: +88 02 8034120 E-mail: info@krishibidgroup.com
Dr. Md. Shahjahan, Nominated by Krishibid Salt Ltd.	801, Begum Rokeya Sharani, Kazipara, Mirpur, Dhaka 1216	Tel: +88 02 9008789 FAX: +88 02 8034120 E-mail: info@krishibidgroup.com
Dr. Gour Pada Das, Nominated by Krishibid Printing & Publication Ltd.	801, Begum Rokeya Sharani, Kazipara, Mirpur, Dhaka 1216	Mobile: +88 01819147235 FAX: +88 02 8034120 E-mail: gpdas@agni.com
Taslima Yesmin	801, Begum Rokeya Sharani, Kazipara, Mirpur, Dhaka 1216	Tel: +88 02 9008789 FAX: +88 02 8034120 E-mail: kfcagroltd@gmail.com

(iii) Names, addresses, telephone numbers, FAX numbers and E-mail addresses of the CFO, company secretary, legal advisor, auditors and compliance officer:

Name	Position	Address	Telephone, FAX& Email
Md. Abdul Karim	Chief Financial Officer	801, Begum Rokeya Sharani, Kazipara, Mirpur, Dhaka 1216	Tel: +88 02 9008789 FAX: +88 02 8034120 E-mail: karim.audit@krishibid.com
Md. Kamal Hossain FCA, FCMA	Company Secretary	801, Begum Rokeya Sharani, Kazipara, Mirpur, Dhaka 1216	Tel: +88 02 9008789 FAX: +88 02 8034120 E-mail: kamal.df@krishibidgroup.com
Shamim and Associate	Legal Advisor	House No.: 54/A, Road No.: 132, Gulshan-1, Dhaka-1212	Tel: +88 02 9008789 FAX: No FAX Number E-mail: adv.shamim52@gmail.com
ARTISAN Chartered Accountants	Auditors	Sonargaon Terrace (2nd Floor), House-52, Road-13C, Block-E, Banani, Dhaka-1213	Tel: +88-02-9635139 FAX: No FAX Number E-mail: info@artisan-ca.com
Md. Kamal Hossain FCA, FCMA	Compliance Officer	801, Begum Rokeya Sharani, Kazipara, Mirpur, Dhaka 1216	Tel: +88 02 9008789 FAX: +88 02 8034120 E-mail: kamal.df@krishibidgroup.com

(iv) Names, addresses, telephone numbers, FAX numbers, contact person, website addresses and e-mail addresses of the issue manager(s) etc.:

Name	SBL Capital Management Limited
Address	2, D.I.T. Avenue (Extension), 3 rd Floor, Motijheel C/A, Dhaka - 1000
Telephone number	+88 02 223355960
FAX number	+88 02 223355985
Contact person	Abu Nayem Md. Ibrahim Chief Executive Officer
Website address	www.standardbankbd.com
E-mail address	capitalmgmt@standardbankbd.com

(v) Following Details of underwriting:

a) The names, addresses, telephone numbers, FAX numbers, contact persons and e-mail addresses of the underwriters and the amount underwritten by them:

Name and address	Telephone number, FAX number & e-mail address	Contact person	Amount Underwritten (BDT)
SBL Capital Management Limited 2, D. I. T. Avenue (Extension), 3 rd Floor, Motijheel C/A Dhaka - 1000	Tel: +88 02 223355960 FAX: +88 02 223355985 E-mail: capitalmgmt@standardbankbd.com Web: www.standardbankbd.com	Abu Nayem Md. Ibrahim Chief Executive Officer	29,000,000
EC Securities Limited Kazi Tower (5th floor), 86 Inner Circular (VIP) Road, Naya Paltan, Dhaka-1000	Tel: +880-2-9333 638 FAX: +880-2-9333 636 E-mail: khurshid.a@ecslbd.com Web: www.ecslbd.com	Md. Khurshid Alam Chief Executive Officer	29,000,000
Total			58,000,000

b) Declaration by the underwriters that they have sufficient resources as per the regulatory requirements to discharge their respective obligations:

Declaration by the Underwriter

We are one of the underwriters of the Qualified Investor Offer (QIO) of Krishibid Seed Limited. We will underwrite Tk.29,000,000 (Taka two crore ninety lac) only for the upcoming issue on a firm commitment basis. In this connection we hereby declare that,

We have sufficient resources as per the regulatory requirements to discharge our respective obligations.

Sd/- Abu Nayem Md. Ibrahim Chief Executive Officer SBL Capital Management Limited	Sd/- Md. Khurshid Alam Chief Executive Officer EC Securities Limited
--	---

(c) Capital Structure:

(i) Authorized, issued, subscribed and paid-up capital (number and class of securities, allotment dates, nominal price, issue price and form of consideration):

Particulars	No. of shares	Class of securities	Nominal price	Issue price	Amount in BDT
Authorized capital	40,000,000	Ordinary Shares	10.00	10.00	400,000,000
Issued, subscribed and paid-up capital	18,400,000	Ordinary Shares	10.00	10.00	184,000,000

The Company has raised its paid-up capital in following phases:

Allotments	No. of shares	Issue price	Consideration			Amount in BDT
			In cash	Other than cash	Bonus Share	
As per Memorandum	960,000	10	9,600,000	-	-	9,600,000
1st Allotment (15.06.2020)	8,340,000		83,400,000	-	-	83,400,000
2nd Allotment (28.06.2020)	700,000		7,000,000	-	-	7,000,000
3rd Allotment (28.06.2021)	600,000		6,000,000			6,000,000
4th Allotment (10.08.2021)	4,500,000		45,000,000			45,000,000
5th Allotment (24.08.2021)	3,000,000		30,000,000			30,000,000
5th Allotment (10.09.2021)	300,000		3,000,000			3,000,000
Total	18,400,000			184,000,000	-	-

(ii) Size of the present issue, with break-up (number of securities, description, nominal value and issue amount):

Description	Securities to be offered	Number of Securities	Nominal Value	Issue Price	Issue Amount (BDT)
Qualified Investor Offer of Tk. 10.00 each at Par, Total size of fund to be raised Tk.116,000,000	Qualified Investor (QI)	11,600,000	10.00	10.00	116,000,000
Total		11,600,000	10.00	10.00	116,000,000

(iii) Paid-up capital before and after the present issue, after conversion of convertible instruments (if any) and share premium account (before and after the issue):

Particulars	Before the present issue	After the present issue
Paid-up capital	184,000,000	300,000,000
Convertible instruments	N/A	N/A
Share premium account	N/A	N/A

(iv) Categorywise shareholding structure with percentage before and after the present issue and after conversion of convertible instruments (if any):

Category of Shareholders	No. of Ordinary Shares Hold		Percentage of Holding	
	Pre-QIO	Post-QIO	Pre-QIO	Post-QIO
Director and Sponsors	15,060,000	15,060,000	81.85%	50.20%
Other than Director and Sponsor	3,340,000	3,340,000	18.15%	11.13%
Qualified Investor (QI)	00.00	11,600,000	00.00	38.67%
Total	18,400,000	30,000,000	100.00%	100.00%

There is no convertible instrument, so no conversion is required.

(v) Where shares have been issued for consideration in other than cash at any point of time, details in a separate table, indicating the date of issue, persons to whom those are issued, relationship with the issuer, issue price, consideration and valuation thereof, reasons for the issue and whether any benefits have been accrued to the issuer out of the issue:

No shares have been issued for consideration in other than cash at any point of time.

(vi) Where shares have been allotted in terms of any merger, amalgamation or acquisition scheme, details of such scheme and shares allotted:

The Company has not allotted any shares in terms of merger, amalgamation or acquisition scheme.

(vii) Where the issuer has issued equity shares under one or more employee stock option schemes, date-wise details of equity shares issued under the schemes, including the price at which such equity shares were issued:

The Company has not issued any equity shares under one or more employee stock option schemes.

(viii) If the issuer has made any issue of specified securities at a price lower than the issue price during the preceding two years, specific details of the names of the persons to whom such specified securities have been issued, relation with the issuer, reasons for such issue and the price thereof:

The Company has not made any issue of specified securities at a price lower than the issue price during the preceding two years.

(ix) The decision or intention, negotiation and consideration of the issuer to alter the capital structure by way of issue of specified securities in any manner within a period of one year from the date of listing of the present issue:

The Company has no such decision or intention, negotiation and consideration to alter the capital structure by way of issue of specified securities in any manner within a period of one year from the date of listing of the present issue.

(x) The total shareholding of the sponsors and directors in a tabular form, clearly stating the names, nature of issue, date of allotment, number of shares, face value, issue price, consideration, date when the shares were made fully paid up, percentage of the total pre and post issue capital, the lock-in period and the number and percentage of pledged shares, if any, held by each of them:

Sl.	Name	Nature of	Date of	No. of	Cumulativ	Face value	Consideration	Percentage (%)		Lock In	Number & percentage of pledged shares
		issue	transfer of	ordinary	e	&					
			fully	shares	no. of	Issue price					
1	Krishibid Firm Ltd., Represented by Dr. Md. Ali Afzal	At Incorporation	28.09.2016	160,000	11,90,000	10	Cash	6.47%	3.97%	1 Year	-
		Transfer	12.01.2018	10,000							
		Allotment	15.06.2020	910,000							
		Transfer	29.11.2020	110,000							
2	Glorious Lands and Development Ltd., Represented by Dr. Md. Rafiqul Islam Sarker	At Incorporation	28.09.2016	100,000	5,370,000	10	Cash	29.18%	17.90%	1 Year	-
		Allotment	15.06.2020	1,370,000							
		Allotment	10.08.2021	2,900,000							
		Allotment	24.08.2021	1,000,000							
3	Krishibid Multipurpose Co-Operative Society Ltd., Represented by Sharif Mohammad Taslim Reza	At Incorporation	28.09.2016	100,000	750,000	10	Cash	4.08%	2.50%	1 Year	-
		Allotment	15.06.2020	650,000							
4	Krishibid Feed Ltd., Represented by Dr. Abdul Hamid	At Incorporation	28.09.2016	100,000	1,950,000	10	Cash	10.60%	6.50%	1 Year	-
		Allotment	15.06.2020	650,000							
		Allotment	10.08.2021	1,200,000							
5	Krishibid Salt Ltd., Represented by Dr. Md. Shahjahan	At Incorporation	28.09.2016	50,000	750,000	10	Cash	4.08%	2.50%	1 Year	-
		Allotment	15.06.2020	600,000							
		Allotment	10.09.2021	100,000							
6	Krishibid Printing & Publication Ltd., Represented by Dr. Gour Pada Das	At Incorporation	28.09.2016	100,000	750,000	10	Cash	4.08%	2.50%	1 Year	-
		Allotment	15.06.2020	600,000							
		Allotment	10.09.2021	50,000							
7	Taslina Yesmin	Allotment	28.06.2021	600,000	750,000	10	Cash	4.08%	2.50%	1 Year	-
		Allotment	10.09.2021	150,000							

8	Dr. Md. Shafiqul Aktar	At Incorporation	28.09.2016	10,000	110,000	10	Cash	0.60%	0.37%	1 Year	-
		Allotment	15.06.2020	100,000							
9	Md. Abdullah -Hil- Hafiz	At Incorporation	28.09.2016	10,000	60,000	10	Cash	0.33%	0.20%	1 Year	-
		Allotment	15.06.2020	50,000							
10	Dr. Md. Motiar Rahman	At Incorporation	28.09.2016	10,000	130,000	10	Cash	0.71%	0.43%	1 Year	-
		Allotment	15.06.2020	120,000							
11	Krishi Foundation Represented by Represented byKbd. Tariq Hassan	At Incorporation	28.09.2016	10,000	110,000	10	Cash	0.60%	0.37%	1 Year	-
		Allotment	15.06.2020	100,000							
12	Dr. Md. Ali Afzal	At Incorporation	28.09.2016	10,000	110,000	10	Cash	0.60%	0.37%	1 Year	-
		Allotment	15.06.2020	100,000							
13	Mohi Uddin Mahboob	At Incorporation	28.09.2016	10,000	160,000	10	Cash	0.87%	0.53%	1 Year	-
		Allotment	15.06.2020	150,000							
14	Mohammad Afsar Hossain	At Incorporation	28.09.2016	10,000	160,000	10	Cash	0.87%	0.53%	1 Year	-
		Allotment	15.06.2020	150,000							
15	Rajib Hasan	At Incorporation	28.09.2016	10,000	110,000	10	Cash	0.60%	0.37%	1 Year	-
		Allotment	15.06.2020	100,000							
16	Dr. Md. Alek Mondal	At Incorporation	28.09.2016	10,000	120,000	10	Cash	0.65%	0.40%	1 Year	-
		Allotment	15.06.2020	110,000							
17	Halima Sayeed Jasmin	At Incorporation	28.09.2016	10,000	160,000	10	Cash	0.87%	0.53%	1 Year	-
		Allotment	15.06.2020	150,000							
18	Prof. Dr. Mahbub Mostofa	At Incorporation	28.09.2016	10,000	10,000	10	Cash	0.05%	0.03%	1 Year	-
19	Rebeka Sultana	At Incorporation	28.09.2016	10,000	110,000	10	Cash	0.60%	0.37%	1 Year	-
		Allotment	15.06.2020	100,000							
20	Mohammad Abul Kalam Azad	At Incorporation	28.09.2016	10,000	160,000	10	Cash	0.87%	0.53%	1 Year	-
		Allotment	15.06.2020	150,000							
21	Dr. Gour Pada Das	At Incorporation	28.09.2016	10,000	110,000	10	Cash	0.60%	0.37%	1 Year	-
		Allotment	15.06.2020	100,000							
22	Abu Taher	At Incorporation	28.09.2016	10,000	10,000	10	Cash	0.05%	0.03%	1 Year	-
23	Dr. Tanima Sharmin	At Incorporation	28.09.2016	10,000	120,000	10	Cash	0.65%	0.40%	1 Year	-
		Allotment	15.06.2020	110,000							
24	Dr. Md. Elahi Baksh	At Incorporation	28.09.2016	10,000	120,000	10	Cash	0.65%	0.40%	1 Year	-
		Allotment	15.06.2020	110,000							

25	Dr. Md. Golam Mortuza	At Incorporation	28.09.2016	10,000	170,000	10	Cash	0.92%	0.57%	1 Year	-
		Allotment	15.06.2020	160,000							
26	Mrs. Fatima Sultana	At Incorporation	28.09.2016	10,000	50,000	10	Cash	0.27%	0.17%	1 Year	-
		Allotment	15.06.2020	40,000							
27	Prof. Dr. Khandaker Md. Mostafizur Rahman	At Incorporation	28.09.2016	10,000	180,000	10	Cash	0.98%	0.60%	1 Year	-
		Allotment	15.06.2020	170,000							
28	Razina Yasmin	At Incorporation	28.09.2016	10,000	30,000	10	Cash	0.16%	0.10%	1 Year	-
		Allotment	15.06.2020	20,000							
29	Md. Sirajul Islam Khan	At Incorporation	28.09.2016	10,000	70,000	10	Cash	0.38%	0.23%	1 Year	-
		Allotment	15.06.2020	60,000							
30	Md. Monsur Ali	At Incorporation	28.09.2016	10,000	80,000	10	Cash	0.43%	0.27%	1 Year	-
		Allotment	15.06.2020	70,000							
31	Shaheena Jahan	At Incorporation	28.09.2016	10,000	160,000	10	Cash	0.87%	0.53%	1 Year	-
		Allotment	15.06.2020	150,000							
32	Prof. Dr. M. Obaidul Islam	At Incorporation	28.09.2016	10,000	250,000	10	Cash	1.36%	0.83%	1 Year	-
		Allotment	15.06.2020	240,000							
33	Md. Rezaul Karim Khan	At Incorporation	28.09.2016	10,000	40,000	10	Cash	0.22	0.13%	1 Year	-
		Allotment	15.06.2020	30,000							
34	Dr. Mohammad Zulfiqur Ali Firuz	At Incorporation	28.09.2016	10,000	140,000	10	Cash	0.76%	0.47%	1 Year	-
		Allotment	15.06.2020	130,000							
35	Mahbubur Rahman	At Incorporation	28.09.2016	10,000	130,000	10	Cash	0.71%	0.43%	1 Year	-
		Allotment	15.06.2020	120,000							
36	Dr. Jamilur Rahman	At Incorporation	28.09.2016	10,000	170,000	10	Cash	0.92	0.57%	1 Year	-
		Allotment	15.06.2020	160,000							
37	Dr. S.M. Khorshed Alam	At Incorporation	28.09.2016	10,000	130,000	10	Cash	0.71%	0.43%	1 Year	-
		Allotment	15.06.2020	120,000							
38	Md. Harun Or Rashid	At Incorporation	28.09.2016	10,000	80,000	10	Cash	0.43%	0.27%	1 Year	-
		Allotment	15.06.2020	70,000							

* Lock-in period of shares starts from the 1st trading date of stock exchange(s).

(xi) The details of the aggregate shareholding of the sponsors and directors, the aggregate number of specified securities purchased or sold or otherwise transferred by the sponsor and/or by the directors of the issuer and their related parties within six months immediate preceding the date of filing the prospectus:

There was no such purchase or sale or otherwise transfer by the sponsor and/or by the directors of the Krishibid Seed Limited and their related parties within six months immediate preceding the date of filing the prospectus.

(xii) The name and address of any person who owns, beneficially or of record, 5% or more of the securities of the issuer, indicating the amount of securities owned, whether they are owned beneficially or of record, and the percentage of the securities Represented by such ownership including number of equity shares which they would be entitled to upon exercise of warrant, option or right to convert any convertible instrument:

Name of shareholder	Position	Address	Securities	Percentage
Krishibid Firm Ltd. Represented by Dr. Md. Ali Afzal	Sponsor & Director	801,Begum Rokeya Sharani, Kazipara, Mirpur, Dhaka	11,90,000	6.47%
Glorious Lands and Development Ltd. Represented by Dr. Md. Rafiqul Islam Sarker	Sponsor & Director	801,Begum Rokeya Sharani, Kazipara, Mirpur, Dhaka	5,370,000	29.18%
Krishibid Feed Ltd., Represented by Dr. Abdul Hamid	Sponsor & Director	801,Begum Rokeya Sharani, Kazipara, Mirpur, Dhaka	1,950,000	10.60%
Krishibid Trading Ltd., Nominated by Md. Alamgir	Shareholder	801,Begum Rokeya Sharani, Kazipara, Mirpur, Dhaka	24,00,000	13.04%

*There is no event or intent of exercising warrant, option or right to convert any convertible instrument.

(xiii) The number of securities of the issuer owned by each of the top ten salaried officers, and all other officers or employees as group, indicating the percentage of outstanding shares Represented by the securities owned:

There are no salaried officers holding any securities of the Company.

(d) Description of Business:

(i) The date on which the issuer company was incorporated and the date on which it commenced operations and the nature of the business which the company and its subsidiaries are engaged in or propose to engage in:

Date of incorporation	September 28, 2016
Commencement of Commercial operation	September 28, 2016
Nature of business	The Principal activity and the nature of the business of Krishibid Seed Limited is manufacturing and marketing of different kinds of seeds like Vegetables, Maize, Rice, Wheat, Oil, Pulse, Grass, Potato, etc.
Subsidiaries company	The Company has no subsidiary company.

(ii) Location of the project:

Registered Office	:	801, Begum Rokeya Sharani, Kazipara, Mirpur, Dhaka-1216
Corporate Office	:	801, Begum Rokeya Sharani, Kazipara, Mirpur, Dhaka-1216
Factory/Plant	:	Goran, Chatbari, Dhaka

(iii) Plant, machinery, technology, process, etc.:

Krishibid Seed Limited is equipped with all modern machineries for research and development, production, packaging and storing.

Plant:

KSL factory is located at Goran, Chatbari, Dhaka. KSL has started its journey in September 28, 2016 and launched commercial operation in 28 September, 2016. To meet the growing demand of all kinds of seeds like Vegetables, Maize, Rice, Wheat, Oil, Pulse, Grass, Potato, etc. Now it has ability to run long shifts per day which will boost up its capacity.

Machinery:

KSL is using modern machineries and equipment which is imported from renowned suppliers & manufacturers from Local/China. KSL have to update all the time to meet up the market demand with good quality. The company always tries to be the best and latest manufacturing facilities to produce seeds. Machineries using in the plant are presented in the Description of Property section of the draft prospectus.

Technology:

In its manufacturing process, KSL has the State of the Art seeds manufacturing factory in Bangladesh. The technology and machinery used in the production process for manufacturing seeds have been imported from suppliers in China and in addition with local suppliers.

Process:

Being a seeds manufacturing company, KSL is ready to meet the market demand. KSL manufactures the products and supplies those to the customers' as per their requirement. Manufacturing Process, Quality Control are led by the trained professionals.

(iv) Details of the major events in the history of the issuer, including details of capacity or facility creation, launching of plant, products, marketing, change in ownership and/or key management personnel etc.:

History of the issuer	Krishibid Seed Limited was incorporated in September 28, 2016 as a public limited company under Registrar of Joint Stock Companies and Firms (RJSC) vide registration number C-133217/2016 under the companies Act 1994.
Launching of plant	September 28, 2016
Installed capacity or facility creation	-
Products	Manufacturing and marketing of different kinds of seeds like Vegetables, Maize, Rice, Wheat, Oil, Pulse, Grass, Potato, etc.
Marketing	KSL manufactures the products and supplies those to the customers as per their requirement.
Change in ownership or key management personnel	<ul style="list-style-type: none"> • Md. Ibrahim Khali, Representative of Krishibid Multipurpose Co-Operative Society Ltd. Withdrawal Nomination from the Nominated Director on 16 November 2020; • Dr. Md. Shafiqul Aktar, resigned from as Managing Director & Director on 16 November 2020; • Md. Abdullah -Hil- Hafiz, Resigned from as Directorship on 16 November 2020; • Dr. Md. Motiar Rahman, Resigned from as Directorship on 16 November 2020; • Sharif Mohammad Taslim Reza, Representative of Krishibid Multipurpose Co-Operative Society Ltd, Newly Appointed as Nominated Director and Managing Director on 16 November 2020; • Taslima Yesmin, Newly appointed as Director on 28 June 2021

(v) Principal products or services of the issuer and markets for such products or services. Past trends and future prospects regarding exports (if applicable) and local market, demand and supply forecasts for the sector in which the product is included with source of data:

Principal products:

The Principal activity and the nature of the business of Krishibid Seed Limited is manufacturing and marketing of different kinds of seeds like Vegetables, Maize, Rice, Wheat, Oil, Pulse, Grass, Potato, etc.

Market for such Products:

The overall Bangladesh seed market is fragmented because of the presence of local players marketing certified commercial seeds. KSL can utilize the third-party R&D facility to figure out the production of In-house hybrid maize seeds. Also, the KSL entering the market with their own R&D facility will be an added advantage to pierce into the hybrid seed market as that would help the company in keeping the cost under control.

Past trends and future prospects regarding exports:

Last 5 years' sales of the Krishibid Seed Limited:

Particulars	30.09.2021	30.06.2021	30.06.2020	30.06.2019	30.06.2018	30.06.2017
Revenue (Tk.)	80,140,251	221,797,628	189,928,130	164,751,200	155,266,343	11,380,238

Future prospects:

The economy of Bangladesh is primarily dependent on agriculture. About 84 percent of the total population live in rural areas and are directly or indirectly engaged in a wide range of agricultural activities. Seed is the most important key element for agricultural. Demand for quality seed products are increasing both local and abroad. There is huge opportunity to export seed product in future.

Local market, demand and supply forecasts for the sector:

The Bangladeshi seed sector is expected to register a CAGR of 5.8% during the forecast period, 2020-2025. Bangladesh being dense in population, highly depends on the agricultural for Food Security and Employment services. According to the FAO, Bangladesh ranks top in Vegetable production worldwide.

Rice, wheat, and maize are the country's major cereal crops, and the annual seed demand for each of these three crops is about 313.96, 72.00 and 3.30 thousand MTs, respectively. Though the public sector dominates in the self-pollinating seed crops like rice and wheat, Private players play a major role in supplying the other seeds like Maize and other hybrid seeds.

Rice and wheat are some of the major crops cultivated in Bangladesh, and with the increase in population every year, it is mandatory for them to cope with the growth to meet the demand and supply. It has been evident that the yield progress of Wheat and Rice was comparatively lower than expected when compared to that of the Maize crop during 2016 and hence Private players were pushed to invest in high yielding Rice and wheat seeds to address the food security concerns by Bangladesh government.

Maize, unlike rice and wheat, is a non-noticeable crop and hence easier for the private players to enter into the Maize market. Based on the forecast it is seen that 90% of the hybrid maize seed are being imported from India into Bangladesh. Hence the private players can utilize the third party R&D facility as per the government policy to figure out the production of In-house hybrid maize seeds. Also, the private players entering the market owing to their own R&D facility is also another added advantage to pierce into the Hybrid seed market.

Source: <https://www.researchandmarkets.com/reports/5011841/bangladesh-seed-sector-analysis-growth-trends>

(e) Description of property:

The written down value of property, plant & equipment's owned by the company as per audited accounts as on 30 September, 2021 are stated below:

SL No.	Particulars	Written Down Value as at 30.09.2021 (BDT)
1.	Land & Land developments	163,521,046
2.	Storage Building & Construction	27,249,606
3.	Factory Furniture and Fixtures	2,654,306
4.	Electrical Equipment & Installation	5,024,688
5.	Office Furniture	1,036,384
6.	Office Equipment and Decoration	832,577
7.	De- Humidifier	79,322
8.	Seed Cylinder	2,171,316
9.	Grader Machine	2,394,102
Balance as at September 30, 2021		204,963,347

(f) Location and area of the land, building, principal plants and other property of the company and the condition thereof:

The entire above mentioned assets are located at rented registered & corporate office: 801, Begum Rokeya Sharani, Kazipara, Mirpur, Dhaka-1216 and factory: Goran, Chatbari, Dhaka. The above - mentioned plant & machinery was purchased in brand new condition. All the assets are in working condition.

Particulars	Location & Area	Condition of the Property
Land & Land developments	Factory	Good condition
Storage Building		Good condition
Factory Furniture and Fixtures		Good condition
Electrical Equipment & Installation		Working in good condition
Office Furniture	Registered & Corporate office and Factory	Good condition
Office Equipment and Decoration		Good condition
De- Humidifier	Factory	Working in good condition
Seed Cylinder		Working in good condition
Grader Machine		Working in good condition

(ii) Whether the property is owned by the Company or taken on lease:

All the assets of the Company are in its own name except corporate office which is rental (zero rent) owned by its sister concern.

(iii) Dates of purchase, last payment date of current rent (খাজনা) and mutation date of lands, deed value and other costs including details of land development cost, if any and current use thereof:

Deed No.	Dates of purchase	Mutation & DCR date	Last payment date of current rent (খাজনা)	Deed Value	Registration, land development & other cost	Area in Decimal	Current use of the Land
				Amount in BDT			
10025	29.06.2021	Under Process	Under Process	7,375,000	129,415,046	85.10	Cold Storage Building, Modern research and development and Seed Production
10085	30.06.2021	Under Process	Under Process	10,920,000		126.00	
2536	27.06.2021	Under Process	Under Process	2,451,000		55.00	
2537	27.06.2021	Under Process	Under Process	4,387,000		175.00	
2538	27.06.2021	Under Process	Under Process	4,637,000		185.00	
2539	27.06.2021	Under Process	Under Process	4,336,000		161.00	
Total				34,106,000		129,415,046	

(iv) If the property is owned by the issuer, whether there is a mortgage or other type of charge on the property, with name of the mortgagee:

284.10 decimals of land are mortgaged to NRB Bank Limited against short term loan.

(v) If the property is taken on lease, the expiration dates of the lease with name of the lessor, principal terms and conditions of the lease agreements and details of payment:

No Property is taken by the Company under lease agreement.

(vi) A physical verification report by the issue manager regarding the properties as submitted to the Commission:

PHYSICAL VERIFICATION REPORT BY THE ISSUE MANAGER OF KRISHIBID SEED LIMITED

This is to certify that we have visited the registered office, corporate office and factory of Krishibid Seed Limited several times and lastly we visited on November 07, 2021 and we found the registered office and factory as detailed below:

Purpose of Visit:

As a part of Issue Manager's due diligence process in order to verify the operational status and assets of Krishibid Seed Limited before Qualified Investor Offer of ordinary shares.

Visited and accompanied by:

Visited by Issue Manager SBL Capital Management Limited	Abu Nayem Md. Ibrahim Chief Executive Officer	Sadia Parvin Head of Primary Market	
Corporate Advisor Fintegic Consultancy Limited	Nomanur Rashid Managing Director	Md. Asif Zaman Manager	
Accompanied by Issuer Krishibid Seed Limited	Dr. Md. Ali Afzal Chairman & Nominated Director of Krishibid Firm Ltd.	Sharif Mohammad Taslim Reza Managing Director	Md. Abdul Karim Chief Financial Officer

Address:

Registered Office	801, Begum Rokeya Sharani, Kazipara, Mirpur, Dhaka-1216
Corporate Office	801, Begum Rokeya Sharani, Kazipara, Mirpur, Dhaka-1216
Store house	Goran, Chatbari, Dhaka

Purpose of Visit

The Company signed an issue management agreement on 3 November 2021 with SBL Capital Management Limited (SCML) for issuing shares through Qualified Investor Offer (QIO). In this respect, the officials of SCML visited the plant as a part of due diligence of issue managers on 7 November 2021 regarding the operational status as well as properties of the Company before public issue of shares.

Company overview:

Krishibid Seed Limited is Public Limited Company, registered under the Companies Act, 1994. The Company was incorporated on September 28, 2016 vide registration no.C-133217/2016.

The principal activity and the nature of the business of Krishibid Seed Limited is to producing and importing of different kinds of quality seeds like Vegetables, Maize, Rice, Wheat, Oil, Pulse, Grass, Potato, etc.

Products:

Quality seeds like Vegetables, Maize, Rice, Wheat, Oil, Pulse, Grass, Potato, etc.

Description of property:

We have identified the registered office, corporate office and factory of Krishibid Seed Limited. All the assets of the Company are in its own name except corporate office which is rental (zero rent) owned by its sister concern. Details of the property are as follows:

1. Land:

We have found that the Company possesses total 787.1 decimal of land. The land is situated at Savar, Dhaka, and Ghoraghat, Dinajpur, Bangladesh.

2. Building & Civil Construction:

Sl.	Building Description	Facility	Types of Buildings	Storied	Purpose
1	Storage -1	Humidity and Temperature Controlling	Floor- RCC, Pillar-RCC Wall- Brick Roof-Steel Structure	1 Storied	Storage, Packaging, Godown
2	Storage -2				
3	Storage -3				
4	Storage -4				
5	Storage -5	Normal Temperature			

3. Plant & Machinery, Office Equipment and Other Assets:

In factory, we found all the machineries & equipment in good condition and running. We found the De- Humidifier, Seed Cylinder, Grader Machine in the factory.

4. Fire Fighting Equipment:

The Company placed significant number of fire extinguisher, sand bucket, hose pipe and nozzles in various place to prevent accident from fire.

5. Power, Gas and Water facility:**Power:**

The Company meets its required power from DESCO. The total sanctioned electricity load for the company is 20 KW.

Gas:

The Company does not need any gas.

Water:

The Company requires around 200 liter water per day for its daily operations. The required water is meet from own source.

6. Signboard:

The signboard of the Company is well displayed at the factory premises.

Besides these assets we have also found other assets like Furniture & Fixture, Electrical Installation & Equipment, Office Equipment, firefighting equipment and others.

It is mentionable here that during our visit, we have checked inventory register and roster (Workers' duty register) and found 35 no of workers are present on that day. All machineries are in good condition and the company is in operation fully.

Sd/-

Abu Nayem Md. Ibrahim

Chief Executive Officer

SBL Capital Management Limited

Place: Dhaka

Date: November 10, 2021

(f) Plan of operation and discussion of financial condition:

(i) If the issuer has not started its commercial operation, the company's plan of operations for the period which would be required to start commercial operation which shall, among there, include the following information:

Krishibid Seed Limited was incorporated on September 28, 2016 and started its commercial operation on September 28, 2016. Therefore, it is not applicable for the company.

(ii) If the issuer had been in operation, the issuer's revenue and results from operation, financial position and changes in financial position and cash flows for the last five years or from commercial operation, which is shorter, shall be furnished in tabular form which shall, among others, include the following information:

Revenue and results from operation:

(Amount in BDT)

Particulars	30.09.2021	30.06.2021	30.06.2020	30.06.2019	30.06.2018	30.06.2017
Revenue	80,140,251	221,797,628	189,928,130	164,751,200	155,266,343	11,380,238
Less: Cost of Goods Sold	(62,580,275)	(173,243,062)	(150,720,495)	(139,265,374)	(131,503,602)	(9,692,042)
Gross Profit/(Loss)	17,559,976	48,554,566	39,207,635	25,485,827	23,762,741	1,688,196
Less: Operating Expenses	(4,152,514)	(13,328,834)	(11,816,688)	(11,631,901)	(11,650,832)	(2,412,686)
Administrative Expenses	(1,657,436)	(5,110,269)	(4,266,499)	(4,121,450)	(4,160,866)	(1,562,960)
Selling & Marketing Expenses	(2,495,078)	(8,218,565)	(7,550,189)	(7,510,451)	(7,489,966)	(849,726)
Operating Profit	13,407,462	35,225,732	27,390,947	13,853,926	12,111,909	(724,490)
Less: Non-Operating Expenses	(2,822,067)	(12,387,197)	(14,829,233)	(8,225,703)	(6,660,949)	-
Other Income/Loss	-	18,654	-	-	-	-
Financial Expenses	(2,822,067)	(12,405,851)	(14,829,233)	(8,225,703)	(6,660,949)	-
Profit before Income Tax	10,585,395	22,838,535	12,561,714	5,628,223	5,450,960	(724,490)
WPPF Expenses	(504,066)	(1,087,549)	(598,177)	-	-	-
Net Profit before Tax	10,081,329	21,750,985	11,963,537	5,628,223	5,450,960	(724,490)
Income Tax Expenses	(1,512,199)	(3,014,059)	(1,391,514)	(624,233)	(597,644)	-
Current Tax	(1,149,969)	(2,661,609)	(1,235,481)	(624,233)	(597,644)	-
Deferred Tax	(362,230)	(352,449)	(156,033)	-	-	-
Net Profit after Tax	8,569,130	18,736,927	10,572,023	5,003,990	4,853,316	(724,490)
Earnings Per Share	0.60	1.87	4.71	5.21	5.06	(0.75)

Statement of financial position:

(Amount in BDT)

Particulars	30.09.2021	30.06.2021	30.06.2020	30.06.2019	30.06.2018	30.06.2017
ASSETS						
Non-Current Assets	204,963,347	83,491,832	19,017,745	13,210,466	6,620,785	3,167,350
Property, Plant & Equipment	204,963,347	83,491,832	19,017,745	13,210,466	6,620,785	2,625,140
Capital Work in Progress	-	-	-	-	-	-
Preliminary Expense	-	-	-	-	-	542,210
Current Assets	175,393,031	144,973,024	219,585,990	119,559,522	100,622,129	5,708,160
Inventories	53,491,277	46,755,304	20,376,947	13,934,420	12,824,482	560,415
Trade Receivables	58,287,007	57,388,024	49,782,573	34,521,245	29,353,341	875,420
Advances Against Land Purchase	30,097,542	-	126,793,105	50,126,541	50,126,541	-
Advances, Deposits & Pre-payments	22,402,663	19,453,082	18,961,232	14,773,250	2,080,407	254,200
Calls in arrear	-	-	-	-	-	3,700,000
Cash & Cash Equivalents	11,114,542	21,376,614	3,672,133	6,204,066	6,237,358	318,125
Total Assets	380,356,378	328,464,855	238,603,735	132,769,988	107,242,914	8,875,510
EQUITY AND LIABILITIES						
Shareholders' Equity	231,010,895	189,441,766	119,704,839	18,732,816	13,728,826	8,875,510
Share Capital	184,000,000	106,000,000	100,000,000	9,600,000	9,600,000	9,600,000
Share Money Deposit	-	45,000,000	-	-	-	-
Retained Earnings	47,010,895	38,441,766	19,704,839	9,132,816	4,128,826	(724,490)
Non-Current Liabilities	870,713	508,482	156,033	-	-	-
Deferred Tax Liability	870,713	508,482	156,033	-	-	-
Current Liabilities	148,474,769	138,514,607	118,742,863	114,037,172	93,514,088	-
Short Term Borrowings	140,210,000	129,940,000	113,229,790	110,528,101	90,466,792	-
Trade & Other Payables	340,139	1,854,218	1,867,511	1,784,647	1,517,823	-
Liabilities for Expenses	2,831,720	2,777,448	1,642,361	956,704	931,829	-
Liability for Current Tax	5,092,910	3,942,941	2,003,201	767,720	597,644	-
Total Liabilities	149,345,482	139,023,089	118,898,896	114,037,172	93,514,088	-

Total Shareholders' Equity and Liabilities	380,356,378	328,464,855	238,603,735	132,769,988	107,242,914	8,875,510
Net Asset Value (NAV) per Share	12.60	17.92	11.99	19.51	14.30	9.25

Statement of changes in financial position:

Particulars	30.09.2021	30.06.2021	30.06.2020	30.06.2019	30.06.2018	30.06.2017
Share capital	184,000,000	106,000,000	100,000,000	9,600,000	9,600,000	9,600,000
Share Money Deposit	-	45,000,000	-	-	-	-
Retained earnings	47,010,895	38,441,766	19,704,839	9,132,816	4,128,826	(724,490)
Total Equity	231,010,895	189,441,766	119,704,839	18,732,816	13,728,826	8,875,510

Statement of cash flows:

(Amount in BDT)

Particulars	30.09.2021	30.06.2021	30.06.2020	30.06.2019	30.06.2018	30.06.2017
A. Cash Flows from Operating Activities:						
Cash Received from Customers	79,241,268	214,210,831	174,666,802	159,583,296	126,788,422	10,504,818
Payment to Suppliers	(69,796,434)	(197,524,783)	(150,831,650)	(163,029,383)*	(134,212,153)	(13,461,553)
Cash payment to Employees & others	(4,493,976)	(12,428,470)	(11,622,968)	-	(10,889,096)	-
Cash payment for other expenses	(3,464,271)	-	(8,526,925)	-	(8,246,354)	-
Cash Generated from Operation	1,486,587	4,257,578	3,685,259	(4,747,369)	(26,559,181)	(2,956,735)
Income Tax paid	-	(2,242,396)	(721,869)	(1,301,282)*	(454,157)	-
Net Cash Generated from Operating Activities	1,486,587	2,015,182	2,963,391	(4,747,369)	(27,013,338)	(2,956,735)
B. Cash Flows from Investing Activities:						
Acquisition of Property, Plant and Equipment	(22,151,238)	(39,668,896)	(7,101,215)	(7,521,529)	(4,446,731)	(2,625,140)
Advance Against Land Purchase	(30,097,542)	-	(76,666,564)	-	(50,126,541)	-
Net Cash Used in Investing Activities	(52,248,780)	(39,668,896)	(83,767,779)	(7,521,529)	(54,573,272)	(2,625,140)
C. Cash Flows from Financing Activities:						
Net Received / (Payment) Short Term Borrowings	10,270,000	16,710,210	2,701,689	20,061,309	90,466,792	-
Increase / Decrease Share Money Deposits	(45,000,000)	45,000,000	-	-	-	-
Issuance of Share Capital	78,000,000	6,000,000	90,400,000	-	3,700,000	5,900,000
Net Payment for Financial Expenses	(2,769,880)	(12,352,015)	(14,829,233)	(8,225,703)	(6,660,949)	-
Net Cash flows from Financing Activities	40,500,120	55,358,195	78,272,456	11,835,606	87,505,843	5,900,000
D. Increase/(Decrease) in Cash and Cash Equivalents (A+B+C)	(10,262,073)	17,704,481	(2,531,933)	(33,292)	5,919,233	318,125
E. Cash and Cash equivalents at the beginning of the year	21,376,615	3,672,133	6,204,066	6,237,358	318,125	-
F. Cash and Cash Equivalents at the End of the Year (D+E)	11,114,542	21,376,614	3,672,133	6,204,066	6,237,358	318,125

* In the year 30.06.2019, Income Tax paid was included in the heading Payment to Suppliers.

a) Internal and external sources of cash:

(Amount in BDT)

Particulars	30.09.2021	30.06.2021	30.06.2020	30.06.2019	30.06.2018	30.06.2017
Internal sources of cash						
Share Capital	184,000,000	106,000,000	100,000,000	9,600,000	9,600,000	9,600,000
Retained Earnings	47,010,895	38,441,766	19,704,839	9,132,816	4,128,826	(724,490)
Sub Total	231,010,895	144,441,766	119,704,839	18,732,816	13,728,826	8,875,510
External sources of cash						
Long Term Borrowings	-	-	-	-	-	-
Short Term Borrowings	140,210,000	129,940,000	113,229,790	110,528,101	90,466,792	-
Sub Total	140,210,000	129,940,000	113,229,790	110,528,101	90,466,792	113,229,790
Grand Total	371,220,895	274,381,766	232,934,629	129,260,917	104,195,618	122,105,300

b) Any material commitments for capital expenditure and expected sources of funds for such expenditure:

The Company has no material commitment for capital expenditure other than as specified in “use of proceeds” section of this prospectus.

c) Causes for any material changes from period to period in revenues, cost of goods sold, other operating expenses and net income:

The Company’s revenue and other income as well as operating expenses and net income have continued to change due to increasing business volume and capacity utilization.

(Amount in BDT)

Particulars	30.09.2021	30.06.2021	30.06.2020	30.06.2019	30.06.2018	30.06.2017
Revenue	80,140,251	221,797,628	189,928,130	164,751,200	155,266,343	11,380,238
Cost of goods sold	(62,580,275)	(173,243,062)	(150,720,495)	(139,265,374)	(131,503,602)	(9,692,042)
Operating expenses	(4,152,514)	(13,328,834)	(11,816,688)	(11,631,901)	(11,650,832)	(2,412,68)
Total Comprehensive Income	8,569,130	18,736,927	10,572,023	5,003,990	4,853,316	(724,490)

Causes for changes:**Revenues:**

Revenue from the year 2018 to 2021 are increasing gradually except in 2017 due to the company start its business in September 28, 2016.

Cost of goods sold:

The costs of materials changes in period to period in line with the revenue.

Other operating expenses:

Change of operating expenses in period to period is in the line with production and sale volume.

Net income:

Net income is also changed in period to period in line with the sales volume.

d) Any seasonal aspects of the issuer’s business:

Krishibid Seed Ltd. has been producing and importing quality seeds of different varieties. The production and sales of different types of seed products are seasonal as the Agro products are seasonal. But the overall demand and sales of seed products have no significant seasonal impact.

e) Any known trends, events or uncertainties that may have material effect on the issuer’s future business:

Though there is no known trend, events and uncertainties that shall have a material impact on the company’s future business, the operation of the company may be affected by the following events:

- i. Political unrest
- ii. Natural disaster
- iii. Increased competition

f) Any assets of the company used to pay off any liabilities:

No assets of the Company have been used to pay off any liability.

g) Any loan taken from or given to any related party or connected person of the issuer with details of the same:

The Company did not take from or given to any loan to any related party or connected person.

h) Any future contractual liabilities the issuer may enter into within next one year, and the impact, if any, on the financial fundamentals of the issuer:

The Company has no plan to enter into any contractual liabilities other than the normal course of business within next one year that would impact the financial fundamental of the company.

i) The estimated amount, where applicable, of future capital expenditure:

The Company does not have any plan for future capital expenditure other than as specified in **use of proceeds** section in this prospectus.

j) Break down of all expenses related to the qualified investor offer:

The following amount to be paid to the Issue Managers, Underwriters and other costs are as follows:		
Particulars	Rate	Amount in Taka. (approx.)
Bangladesh Securities and Exchange Commission (BSEC) Fees:		
Application Fee	BDT 5000 (non-refundable)	5,000
Consent Fee	At Actual	10,000
Issue Management Fees:		
Issue Management Fee	Maximum Tk. 300,000	300,000
VAT against Issue Management Fee	@ 15% on the total issue management fee	45,000
Underwriting Fees:		
Underwriting Commission	Maximum 0.25% of the amount underwritten	145,000
VAT against Underwriting Commission	15% of Underwriting Commission	21,750
Stock Exchanges Fees		
Draft prospectus scrutiny fee for DSE & CSE	At Actual (25,000*2)	50,000
Listing fees for stock exchanges (DSE & CSE)	Up to Taka 10 crore of paid-up capital @ 0.125% Above Taka 10 crore of paid-up capital @ 0.075%	376,000
Annual fees for stock exchanges (DSE & CSE)	Up to Taka 10 crore of paid-up capital @ 0.025% Above Taka 10 crore of paid-up capital @ 0.01%	66,800
Auditor's Fees		
Auditors' Certification Fees	At Actual	150,000
CDBL Fees and Expenses:		
Security Deposit	At Actual	500,000
Documentation Fee	At Actual	2,500
Annual Fee	At Actual	100,000
Connection fee	At Actual (Tk. 500 per Month*12)	6,000
Qualified Investor Offer fee	@.015% of issue size+.015% of Pre-QIO paid up capital	45,000
Other Expenses:		
Stationeries and other expenses	Estimated (To be paid at actual)	300,000
Grand Total		2,223,050

NB: Actual costs may be varied if above mentioned estimates differ and will be adjusted accordingly

k) If the issuer has revalued any of its assets, the name, qualification and experiences of the valuer and the reason for the revaluation, showing the value of the assets prior to the revaluation separately for each asset revalued in a manner which shall facilitate comparison between the historical value and the amount after revaluation and giving a summary of the valuation report along with basis of pricing and certificates required under the revaluation guideline of the Commission:

The Company has not made any revaluation of its assets.

l) Where the issuer is a holding/subsidiary company, full disclosure about the transactions, including its nature and amount, between the issuer and its subsidiary or holding company, including transactions which had taken place within the last five years of the issuance of the prospectus or since the date of incorporation of the issuer, whichever is later, clearly indicating whether the issuer is a debtor or a creditor:

The Company has no subsidiary nor operated under a holding company. Hence, no transaction has taken place.

m) Financial Information of Group Companies: following information for the last three years based on the audited financial statements, in respect of all the group companies of the issuer, wherever applicable, along with significant notes of auditors:

As there are no companies under common ownership more than 50%, this section is not applicable for Krishibid Seed Limited.

n) Defaults or rescheduling of borrowings with financial institutions/ banks, conversion of loans into equity along with reasons thereof, lock out, strikes and reasons for the same etc. during the history of operation of the company:

The Company neither has defaulted nor rescheduled of its borrowings with financial institute/ Banks nor has converted any of its loan into equity since incorporation.

CHAPTER (VII): MANAGEMENT'S DISCUSSION AND ANALYSIS OF FINANCIAL CONDITION AND RESULTS OF OPERATIONS

(a) Overview of business and strategies:

Overview of Business:

Krishibid Seed Limited was incorporated in September 28, 2016 as a public limited company under Registrar of Joint Stock Companies and Firms (RJSC) vide registration number C-133217/2016 under the companies Act 1994. The company has been producing and importing quality seed of different varieties over the years with holding motto "not only Profit but Quality, Commitment & Service we care." It has started its journey as an individual entity in 2016 with diligence & focus to supply the best quality seed to the market. Experienced agricultural scientists are directly involved in all these activities and they use modern technologies and infrastructures to ensure quality and services. An R&D farm with a tissue culture laboratory is devoted for enhancing crop variety development.

The principal activity and the nature of the business of Krishibid Seed Limited is to manufacturing and marketing of different kinds of seeds like Vegetables, Maize, Rice, Wheat, Oil, Pulse, Grass, Potato, etc. The Company is specialized in breeding, production, and marketing of cereals and vegetable seeds.

(b) SWOT Analysis:

SWOT analysis is a structured planning method that helps to evaluate the strengths, weakness, opportunities and threats involved in the business venture. It identifies the internal and external factors that affect a business venture. Strength and weakness are evaluated with internal factors where opportunity and threat are evaluated by external factors. The SWOT analysis of Krishibid Seed Limited is as follows:

STRENGTHS <ol style="list-style-type: none"> 1. Experienced agricultural scientists 2. Reputation for innovation and quality 3. Modern technologies and infrastructures 4. Excellent sales staff with strong knowledge of existing products 5. Availability of low cost labor 6. Reliable suppliers 7. Strong Brand Portfolio 8. Strong dealer community 9. Strong distribution network 	WEAKNESSES <ol style="list-style-type: none"> 1. Weather dependency 2. Rapid climate change
OPPORTUNITIES <ol style="list-style-type: none"> 1. Increase agricultural activities 2. Huge volumes of demand from all over the country 3. Favorable natural environment 4. Tissue culture laboratory for enhancing crop variety 	THREATS <ol style="list-style-type: none"> 1. Cultivable land is decreasing 2. Market competition in this sector is increasing 3. New technologies developed by the competitor

(c) Analysis of the financial statements of last five years with reasons of fluctuating revenue or sales, other income, total income, cost of material, finance cost, depreciation and amortization expense, other expense, changes of inventories, net profit before & after tax, EPS etc.

(Amount in BDT)

Particulars	30.09.2021	30.06.2021	30.06.2020	30.06.2019	30.06.2018	30.06.2017
Revenue	80,140,251	221,797,628	189,928,130	164,751,200	155,266,343	11,380,238
Other Income/(Loss)	-	18,654	-	-	-	-
Total Income	80,140,251	221,816,282	189,928,130	164,751,200	155,266,343	11,380,238
Cost of Goods Sold	(62,580,275)	(173,243,062)	(150,720,495)	(139,265,374)	(131,503,602)	9,692,042
Financial Expenses	(2,822,067)	(12,405,851)	(14,829,233)	(8,225,703)	(6,660,949)	-
Depreciation	(679,723)	(1,987,914)	(1,293,936)	(931,734)	(451,086)	-
Amortization expense	-	-	-	-	-	-

Other expense	-	-	-	-	-	-
Changes of inventories	6,735,973	26,378,357	6,442,527	1,109,938	12,264,067	560,415
Net profit before tax	10,081,329	21,750,985	12,561,714	5,628,223	5,450,960	(724,490)
Total Comprehensive Income	8,569,130	18,736,927	10,572,023	5,003,990	4,853,316	(724,490)
EPS	0.60	1.87	4.71	5.21	5.06	(0.75)

Reasons of Fluctuation:

Revenue

Revenue from the year 2018 to 2020 are increasing gradually except in 2017 due to the company start its business in September 28, 2016.

Other Income

Company has only other income in 30 June 2021.

Total Income

Total income is steady growth during last 5.3 years due to increases of revenue.

Cost of Material

The costs of materials changes in period to period in line with the revenue.

Finance Cost

The company has taken short term loan from bank in for importing raw materials. So the finance cost and bank charge increased in the period. The trend is relevant to the production and also consistent with the revenue.

Depreciation & Amortization expenses

The depreciation is relevant with the procurement and installation of machineries. No significant changes have been occurred. The company did not amortize any of its capital expenditure during the last 5.3years.

Other Expenses:

The company did not incur any other expenses other than regular expenses during the last 5.3years.

Change in Inventory

We have to maintain sufficient amount of inventory in order to meet the sales order. Inventory changes with the demand of product, price changes in globally.

Net profit before & after Tax

Net profit before and after tax changed in the last 5.3 years in line with the revenue. No unusual changes have been occurred during the last 5.3years on the above matters.

Earnings per Share (EPS)

Earnings per Share are properly calculated through using weighted average number of ordinary shares for each year.

(d) Known trends demands, commitments, events or uncertainties that are likely to have an effect on the company's business:

At present there are no known trends, events or uncertainties that shall have a material impact on the Company's future business except for those which are natural and beyond control of human being.

(e) Trends or expected fluctuations in liquidity:

There are no trends of expected fluctuations in liquidity.

(f) Off-balance sheet arrangements those have or likely to have a current or future effect on financial condition:

There are no off-balance sheet agreements those have or likely to have a current or future effect on financial condition.

CHAPTER (VIII): DIRECTORS AND OFFICERS

(a) Name, Father's name, age, residential address, educational qualification, experience and position of each of the directors of the company and any person nominated or Represented to be a director, showing the period for which the nomination has been made and the name of the organization which has nominated him:

Sl.	Name of Director	Father's name	Age	Residential address	Educational qualification	Experience	Position	Period of Nomination	Name of the Nominated Organization
1.	Dr. Md. Ali Afzal, Representative of Krishibid Firm Ltd.	Md. Altaf Hossen	54	Krishibid Palace, Flat-B-3, House No- 13, Road No-06, Block-A, Section 10, Mirpur, Dhaka	PhD	24	Chairman	3 Years	Krishibid Firm Ltd.
2.	Dr. Md. Rafiqul Islam Sarker, Representative of Glorious Lands and Development Ltd.	Late Al Hajj Abdul Hamid Sarker	73	Krishibid Palace, Flat-B-1, House No- 13, Road No-06, Block-A, Section 10, Mirpur, Dhaka	PhD	43	Director	3 Years	Glorious Lands and Development Ltd.
3.	Sharif Mohammad Taslim Reza, Representative of Krishibid Multipurpose Co-Operative Society Ltd.	Sharif Mohammad Ahkam	56	801, Begum Rokeya Sarani, Kazipara, Mirpur, Dhaka-1216	MSc	26	Director	3 Years	Krishibid Multipurpose Co-Operative Society Ltd.
4.	Dr. Abdul Hamid, Representative of Krishibid Feed Ltd.	Late Sojuddin Haoladar	71	House# 67, Road# Lake Circus Kalabagan, P.O. New Market-1205, Dhanmondi, Dhaka	PhD	40	Director	3 Years	Krishibid Feed Ltd.
5.	Dr. Md. Shahjahan, Representative of Krishibid Salt Ltd.	Md. After Hossain Mondol	66	801 Begum Rokeya Sarani, Kazipara, Mirpur, Dhaka-1216.	PhD	35	Director	3 Years	Krishibid Salt Ltd.
6	Dr. Gour Pada Das, Representative of Krishibid Printing & Publication Ltd.	Late Narayan Kanta Das	68	House# 33, Road# 13, Sector#4, P.O. Uttara, Dhaka	PhD	37	Director	3 Years	Krishibid Printing & Publication Ltd.
7.	Taslima Yesmin	W/O Farook Asaduzzaman	58	14 Nayapaltan, Apartmen Living Hasina Ridge, Flat No: C5, Road: Moshijd Lane, PS: Paltan, Paltan, Dhaka 1000	BA Hon's	33	Director	N/A	-

(b) The date on which he first became a director and the date on which his current term of office shall expire:

Sl.	Name	Position	Date of becoming director for the first time	Expiry
1	Dr. Md. Ali Afzal, Representative of Krishibid Firm Ltd.	Chairman	Incorporation	Next AGM
2	Dr. Md. Rafiqul Islam Sarker, Representative of Glorious Lands and Development Ltd.	Director	Incorporation	Next AGM
3	Sharif Mohammad Taslim Reza, Representative of Krishibid Multipurpose Co-Operative Society Ltd.	Managing Director	16.11.2020	Next AGM
4	Dr. Abdul Hamid, Representative of Krishibid Feed Ltd.	Director	Incorporation	Next AGM
5	Dr. Md. Shahjahan, Representative of Krishibid Salt Ltd.	Director	Incorporation	Next AGM
6	Dr. Gour Pada Das, Representative of Krishibid Printing & Publication Ltd.	Director	Incorporation	Next AGM
7	Taslima Yesmin	Director	28.06.2021	Next AGM

(c) If any director has any type of interest in other businesses, names and types of business of such organizations. If any director is also a director of another company or owner or partner of any other concern, the names of such organizations:

Directors' interest in other Business:

Sl.	Name	Position	Directorship/Ownership		
			Name of the Company	Types of business	Position
1	Dr. Md. Ali Afzal, Nominated by Krishibid Firm Ltd.	Chairman	Krishibid Firm Ltd.	Seed, Poultry, Fisheries. Import, Export, Supplier, Trade and Consultancy	MD
			Glorious Land & Developments Ltd.	Land Business & plot Development	Chairman
			Krishibid Farm Machinery & Automobiles Ltd.	Agro Machinery Import, Export, Trade	MD
			Krishibid Food and Beverage Ltd.	Food & Beverage	MD
			Krishibid Printing & Publication Ltd.	Printing	Chairman
			Krishibid Poultry Ltd.	Poultry	Chairman
			Krishibid Salt Ltd.	Salt trading producing import export	Chairman
			Krishibid Fisheries Ltd.	Fisheries	Chairman
			Krishibid Tours & Travels Ltd.	Hajj Umra & Foreign and Domestic Tours	Chairman
			Krishibid Bazaar Ltd.	Super shop	Chairman
			Krishibid Properties Ltd.	Flat construction & sales	Chairman
			Glorious Overseas Ltd.	Manpower export	Chairman
			Krishibid Security and Services Ltd.	Security service	Chairman
			Krishibid Filling Station Ltd.	Fuel Business	MD
			Krishibid Trading Ltd.	Poultry Fish feed trading	MD
			KGB Global ImpEx Ltd.	Trading	Chairman
Victory Engineering Limited	Construction	Chairman			
Krishi Foundation	Foundation	Director			

2.	Dr. Md. Rafiqul Islam Sarker, Representative of Glorious Lands and Development Ltd.	Director	Krishibid Firm Ltd.	Seed, Poultry, Fisheries. Import, Export, Supplier, Trade and Consultancy	Chairman
			Krishibid Security and Services Ltd.	Security service	Director
			Krishibid Filling Station Ltd.	Fuel Business	Chairman
			Krishibid Food and Beverage Ltd.	Food & Beverage	Chairman
			Krishibid Farm Machinery & Automobiles Ltd.	Agro Machinery Import, Export, Trade	Chairman
			Krishibid Trading Ltd.	Poultry Fish feed trading	Chairman
3.	Taslima Yesmin	Director	Victory Engineering Limited	Construction	Director

(d) A statement, if any Directors of the issuer are associated with the securities market in any manner and any director of the issuer company is also director of any issuer of other listed securities during last three years with dividend payment history and market performance of that issuer:

None of the Directors are involved in securities market and not involved with other listed securities during last three years.

Name of the Listed Company	Name of the Directors of the Issuer are Associated with	Dividend Payment History
Krishibid Feed Limited	Krishibid Firm Ltd. Glorious Land & Developments Ltd. Krishibid Multipurpose Co-Operative Society Ltd.	N/A

(e) Any family relationship (father, mother, spouse, brother, sister, son, daughter, spouse's father, spouse's mother, spouse's brother, spouse's sister) among the directors and top five officers:

There is no relationship among the directors.

(f) A very brief description of other businesses of the directors:

There is no other business of the directors except following:

Sl	Name of the company	Incorporation Number	Date of Incorporation	Types of business	Legal status
1.	Krishibid Farm Machineries & Automobiles Ltd.	C-133533	17/10/2016	Agro machinery trading producing import export	Public Ltd.
2.	Krishibid Packaging Ltd.	C-131915	16/07/2016	Plastic packet manufacturing, Import	Public Ltd.
3.	Krishibid Food and Beverage Ltd.	C-128535	27/01/2016	Food & Beverage	Public Ltd.
4.	Krishibid Seed Ltd.	C-133217	28/09/2016	Seed trading producing import export	Public Ltd.
5.	Krishibid Printing & Publication Ltd.	C-105352	23/10/2012	Printing	Public Ltd. RJSC Submitted
6.	Krishibid Firm Ltd.	C-44060	23/09/2001	Poultry, Fisheries	Public Ltd. RJSC Submitted
7.	Glorious Lands and Development Ltd.	C-55205	9/12/2004	Plot marketing & sales	Public Ltd. RJSC Submitted
8.	Krishibid Poultry Ltd.	C-71697	15/06/2008	Poultry	Public Ltd. RJSC Submitted
9.	Krishibid Salt Ltd.	C-78500	13/07/2009	Salt trading producing import export	Public Ltd. RJSC Submitted
10.	Krishibid Fisheries Ltd.	C-99130	6/2/2012	Fisheries	Public Ltd. RJSC Submitted

11.	Krishibid Tours & Travels Ltd.	C-105176	16/10/2012	Hajj Umra & Foreign and Domestic Tours	Public Ltd. RJSC Submitted
12.	Krishibid Bazaar Ltd.	C-104563	18/09/2012	Super shop	Public Ltd. RJSC Submitted
13.	Krishibid Properties Ltd.	C-72884	4/9/2008	Flat construction & sales	Private Ltd.
14.	Glorious Overseas Ltd.	C-81414	30/12/2009	Manpower export	Private Ltd.
15.	Krishibid Security and Services Ltd.	C-104432	12/9/2012	Security service	Private Ltd.
16.	Krishibid Filling Station Ltd.	C-127997	31/12/2015	Fuel Business	Private Ltd.
17.	Krishibid Media Corporation Ltd.	C-128377	20/01/2016	Media	Public Ltd.
18.	Krishibid Trading Ltd.	C-138377	14/06/2017	Poultry Fish feed trading	Private Ltd.
19.	Glorious Crop Care Ltd.	C-137976	22/05/2017	Crop Care	Private Ltd.
20.	Mymensingh Hatchery and Feeds (Pvt.) Ltd.	C-48622	18/03/2003	Fish Hatchery	Private Ltd.
21.	KGB Global ImpEx Ltd.	C-143240	19/02/2018	Trading	Private Ltd.
22.	Krishibid Feed Ltd.	C-88059	09/11/2010	Poultry Feed, Fish Feed and Cattle Feed	Public Ltd.

(g) Loan status of the issuer, its directors and shareholders who hold 5% or more shares in the paid-up capital of the issuer in terms of the CIB Report of Bangladesh Bank:

Neither Krishibid Seed Limited nor any of its sponsors/ directors or shareholders who hold 5% or more shares in paid-up capital of the issuer is loan defaulter in terms of the CIB report of Bangladesh Bank.

(h) If the Chairman or any director or any shareholder receives any monthly salary then this information should also be included;

Chairman or any director or any shareholder does not receive any monthly salary.

(i) A profile of the sponsors including their names, father's names, age, personal addresses, educational qualifications, and experiences in the business, positions or posts held in the past, directorship held, other ventures of each sponsor and present position:

Name	Father's name	Address	Age	Qualification	Experience	Position		Holding in other venture
						Past	Present	
Dr. Md. Ali Afzal, Representative of Krishibid Firm Ltd.	Md. Altaf Hossen	Krishibid Palace, House-13 Flat- B3, Road-6, Block-A, Mirpur-10, Dhaka-1216	54	PhD	24	Chairman	Chairman, Managing Director and Share holder	Glorious Lands & Developments Ltd. Krishibid Farm Machinery & Automobiles Ltd. Glorious Overseas Ltd. Krishibid Salt Ltd. Glorious Crop Care Ltd. Krishibid Bazaar Ltd. Krishibid Feed Ltd. Krishibid Filling Station Ltd. Krishibid Fisheries Ltd. Krishibid Food & Beverage Ltd. Krishibid Printing & Publication Ltd. Krishibid Properties Ltd. Krishibid Security and Services Ltd. KGeCom Limited Victory Engineering Limited Krishibid Packaging Ltd. Krishibid Poultry Ltd.
Dr. Md. Rafiqul Islam Sarker, Representative of Glorious Lands and Development Ltd.	Late Al Hajj Abdul Hamid Sarker	Krishibid Palace, Flat-B-1, House No- 13, Road No-06, Block-A, Section 10, Mirpur, Dhaka-1216, Dhaka	73	PhD	43	Director	Director, Chairman and Shareholder	Krishibid Farm Machinery & Automobiles Ltd. Krishibid Firm Ltd. Glorious Crop Care Ltd. Krishibid Bazaar Ltd. Krishibid Feed Ltd. Krishibid Filling Station Ltd. Krishibid Food & Beverage Ltd. Krishibid Printing & Publication Ltd. KGeCom Limited Krishibid Packaging Ltd. Krishibid Security and Services Ltd.

Sharif Mohammad Taslim Reza, Representative of Krishibid Multipurpose Co-Operative Society Ltd.	Late Rostom Ali	801, Begum Rokeya Sarani, Kazipara, Mirpur, Dhaka-1216	56	MSc	26		Managing Director and Shareholder	Krishibid Farm Machinery & Automobiles Ltd. Glorious Crop Care Ltd. Glorious Overseas Ltd. Krishibid Bazaar Ltd. Krishibid Feed Ltd. Krishibid Filling Station Ltd. Krishibid Firm Ltd. Krishibid Fisheries Ltd. Krishibid Food & Beverage Ltd. Krishibid Printing & Publication Ltd. Krishibid Properties Ltd. Krishibid Salt Ltd. Krishibid Security and Services Ltd. Krishibid Tours & Travels Ltd. Krishibid Packaging Ltd. Krishibid Poultry Ltd.
Dr. Abdul Hamid, Representative of Krishibid Feed Ltd.	Late Sojuddin Haoladar	801 Begum Rokeya Sarani, Kazipara, Mirpur, Dhaka-1216.	71	PhD	40	Director	Director and Shareholder	Krishibid Farm Machinery & Automobiles Ltd. Glorious Crop Care Ltd. Krishibid Filling Station Ltd. Krishibid Fisheries Ltd. Krishibid Food & Beverage Ltd. Krishibid Security and Services Ltd. Krishibid Tours & Travels Ltd. Krishibid Packaging Ltd.
Dr. Md. Shahjahan, Representative of Krishibid Salt Ltd.	Md. After Hossain Mondol.	801 Begum Rokeya Sarani, Kazipara, Mirpur, Dhaka-1216.	66	PhD	35	Director	Director and Shareholder	Krishibid Filling Station Ltd. Krishibid Food & Beverage Ltd. Krishibid Printing & Publication Ltd. Krishibid Tours & Travels Ltd. Krishibid Packaging Ltd.
Dr. Gour Pada Das, Representative of Krishibid Printing & Publication Ltd.	Late Narayan Kanto Das	801 Begum Rokeya Sarani, Kazipara, Mirpur, Dhaka-1216.	68	PhD	37	Director	Director and Shareholder	Krishibid Food & Beverage Ltd. Krishibid Filling Station Ltd.
Dr. Md. Shafiqul Aktar	Md. Abdul Kudus Biswas	Vill-Bazebamandah, Po UZCotchandpur, Jhenaidah	63	PhD	33	Share Holder	Share Holder	-

Md. Abdullah -Hil- Hafiz	Md. Mofazzal Hossain	Vill PO- Haridebpur, PSRangpur, Rangpur	38	M.Sc	10	Share Holder	Share Holder	-
Dr. Md. Motiar Rahman	Late Osman Goni	House no. 13, Road no.02, Rupnagar, Dhaka	77	M.Sc	30	Share Holder	Share Holder	-
Krishi Foundation Represented by Kbd. Tariq Hassan	Late Muzaffar Hossain	801, Rokeya Sharani, Kazi para, Mirpur, Dhaka				Share Holder	Share Holder	-
Dr. Md. Ali Afzal	Md. Altaf Hossain	801, Rokeya Sharani, Kazi para, Mirpur, Dhaka	54	PhD	24	Share Holder	Share Holder	-
Mohi Uddin Mahboob	Gholam Mohiuddin	32/ A, Indira Road, Tejgaon, Dhaka	52	MBA	20	Share Holder	Share Holder	-
Mohammad Afsar Hossain	Late Mohtasin Billah	Vill- Shibpur, PO PSSitakund, Chittagong	47	MBA	15	Share Holder	Share Holder	-
Rajib Hasan	Sharafat Hasan	House-2-E-B-3/2, Madhoby, Lake City Concord Khilkhet (Namapara), Dhaka	40	B.Sc	10	Share Holder	Share Holder	-
Dr. Md. Alek Mondal	Late Akman Mondal	Vill-North Burujbagan, P.O. Jadabpur, PS.- Sharsha, Jessore,	69	D.V.M		Share Holder	Share Holder	-
Halima Sayeed Jasmin	Md. Syedullah	76, North Kafrul, Dhaka, Bangladeshi	52	M.S	2020	Share Holder	Share Holder	-
Prof. Dr. Mahub Mostofa	Late Alhaj Md. AbdurRashid	Vill-Lakurfala, PS- Barguna, Barguna	64	Ph.D	32	Share Holder	Share Holder	-

Rebeka Sultana	Md. Abu Taher	20/A, Mohammadpur Main Road (2nd Floor) Mohammadpur, Dhaka	43	MBA	13	Share Holder	Share Holder	-
Mohammad Abul KalamAzad	Mohammad Abdul Hai	Vill-Azizpur, P.O. Samirmunshir Hut, Ps-Senbug, Noakhali	52	Ph.D	28	Share Holder	Share Holder	-
Dr. Gour Pada Das	Late Narayan KantaDas	H-33, R-13, S-4, Uttra, Dhaka	68	PhD	37	Share Holder	Share Holder	-
Abu Taher	Abu Jafor	Vill PO-Keshobpur, UZBauphal, Patuakhali	35	B.Sc	7	Share Holder	Share Holder	-
Dr. Tanima Sharmin	Md. Gholam Mohiuddin	32/A, Indira Road, Tejgaon, Dhaka	46	MPH	15	Share Holder	Share Holder	-
Dr. Md. Elahi Baksh	Late Sater uddin Mondal	E/26, Bordhita Pallabi, Mirpur-11.5, Dhaka	65	Ph.D	35	Share Holder	Share Holder	-
Dr. Md. Golam Mortuza	Md. Shohrab Uddin Mia	P.O-Padma Abashik, Rajbari	64	Ph.D	34	Share Holder	Share Holder	-
Mrs. Fatima Sultana	Ali Ahmed	Vill- Sonapur, PO-Salimbag, Lakshmipur	42	MSc	12	Share Holder	Share Holder	-
Prof. Dr. Khandaker Md. Mostafizur Rahman	Late Khandaker Azizur Rahman	Vill PO-Rasullabad, PSNabinagar, Brahmanbaria	56	Post Doctorate	28	Share Holder	Share Holder	-
Razina Yasmin	A K Year Mahmmad	Vill-Bazebamandah, Po UZCotchandpur, Jhenaidah	52	HSC	20	Share Holder	Share Holder	-
Md. Sirajul Islam Khan	Ali Ahmed Khan	Vill-Noagaon, Po-Madhैया Bazar,UZ-Debidwar, Comilla	58	MS	18	Share Holder	Share Holder	-
Md. Monsur Ali	Md.Abdul Wahab	Vill PS-Punuria, PS-Shanthia, Pabna,	38	MS	18	Share Holder	Share Holder	-

Shaheena Jahan	Late Ismail Hossain	Vill- Baidahar, PO Daudpur, PS-Nawbabgong, Dinajpur	52	B.A	31	Share Holder	Share Holder	-
Prof. Dr. M. Obaidul Islam	Late Md. Osman Ali Mondal	Vill-P.O-Deuli,PS.- Shibgonj, Bogra	55	Ph.D	30	Share Holder	Share Holder	-
Md. Rezaul Karim Khan	Md. Joad Ali Khan	H-13, F-A-5, R-6 B - A, S-10, Mirpur, Dhaka	51	MBA	22	Share Holder	Share Holder	-
Dr. Mohammad Zulfiqur Ali Firuz	Late Shamsul Haque Bhyan	Vill- Charmonosa, PO Bhowanigong Lakshmipur	58	Ph.D	28	Share Holder	Share Holder	-
Mahbubur Rahman	Ahmad Hossain	Vill- Hornidurgapur, Post.- Kalirbazar, P.S- Faridgonj, Chandpur	46	MBA	16	Share Holder	Share Holder	-
Dr. Jamilur Rahman	Md. Fazlul Haqu	Vill-Shoturria, PO-Dhankora, Manikganj	46	Ph.D	17	Share Holder	Share Holder	-
Dr. S.M. Khorshed Alam	Late Md. Hasan Ali Molla	Vill & P.O-Laxmichamaril, P.S-Baraigarm, PSBaraigarm, Natore	61	Ph.D	32	Share Holder	Share Holder	-
Md. Harun Or Rashid	Md. Nurul Islam	Vill-Charjangalia, P.O-Karuna Nagar, PS-Kamal Nagar, Lakshmipur	36	B.Sc	7	Share Holder	Share Holder	-

(j) If the present directors are not the sponsors and control of the issuer was acquired within five years immediately preceding the date of filing prospectus details regarding the acquisition of control, date of acquisition, terms of acquisition, consideration paid for such acquisition etc.:

The following directors are not the sponsors of the Company and control of the issuer was acquired in following manner:

Name	Acquisition of Control	Date of Acquisition	Terms of Acquisition	Consideration paid for such Acquisition
Taslima Yesmin	28.06.2021	10.09.2021	N/A	Cash

(k) If the sponsors or directors do not have experience in the proposed line of business, the fact explaining how the proposed activities would be carried out/managed:

The Issuer intended to issue share for the expansion of existing business and has vast experience in this sector. The Board of Directors believes, their experience in this sector with the capability of the management shall facilitate the proposed expansion. All the Directors have adequate knowledge to carry out this line of business.

(l) Interest of the key management persons:

There is no other interest with the key management persons except remuneration/salary received by them.

(m) All interests and facilities enjoyed by a director, whether pecuniary or non-pecuniary:

No other pecuniary or non-pecuniary facilities enjoyed by the directors.

(n) Number of shares held and percentage of shareholding (pre-issue):

Sl.	Name of shareholder	Position	No. of shares	(%)
1	Dr. Md. Ali Afzal, Nominated by Krishibid Firm Ltd.	Chairman	1,190,000	6.47%
2	Dr. Md. Rafiqul Islam Sarker, Nominated by Glorious Lands and Development Ltd.	Director	5,370,000	29.18%
3	Sharif Mohammad Taslim Reza, Nominated by Krishibid Multipurpose Co-Operative Society Ltd.	Managing Director	750,000	4.08%
4	Dr. Abdul Hamid, Nominated by Krishibid Feed Ltd.	Director	1,950,000	10.60%
5	Dr. Md. Shahjahan, Nominated by Krishibid Salt Ltd.	Director	750,000	4.08%
6	Dr. Gour Pada Das, Nominated by Krishibid Printing & Publication Ltd.	Director	750,000	4.08%
7	Taslima Yesmin	Director	750,000	4.08%
	Total		11,510,000	62.57%

(o) Change in board of directors during last three years:

The following changes in the board of directors were happened during last three years:

- Md. Ibrahim Khali, Representative of Krishibid Multipurpose Co-Operative Society Ltd. Withdrawal Nomination from the Nominated Director on 16 November 2020;
- Dr. Md. Shafiqul Aktar, resigned from as Managing Director & Director on 16 November 2020;
- Md. Abdullah -Hil- Hafiz, Resigned from as Directorship on 16 November 2020;
- Dr. Md. Motiar Rahman, Resigned from as Directorship on 16 November 2020;
- Sharif Mohammad Taslim Reza, Representative of Krishibid Multipurpose Co-Operative Society Ltd, Newly Appointed as Nominated Director and Managing Director on 16 November 2020;
- Taslima Yesmin, newly appointed as Director on 28 June 2021

(p) Director's engagement with similar business:

None of the Directors are involved with similar business.

CHAPTER (IX): CERTAIN RELATIONSHIPS AND RELATED TRANSACTIONS

a) The prospectus shall contain a description of any transaction during the last five years, or any proposed transactions certified by the auditors, between the issuer and any of the following persons, giving the name of the persons involved in the transaction, their relationship with the issuer, the nature of their interest in the transaction and the amount of such interest, namely:

AUDITORS' CERTIFICATE REGARDING RELATED PARTY TRANSACTIONS

Based on our scrutiny of the books of accounts and records as well as relevant financial statements and disclosures thereto of Krishibid Seed Limited (the "Company") for the years 2017 to 2021 which have been prepared by management and produced to us for review, we, being the auditors of Krishibid Seed Limited for the years 2017 to 2021, certify that the Company entered into the following transactions during the last five years with entities and persons who fall into certain category as listed below:

- (i) Any director or sponsor or executive officer of the issuer;
- (ii) Any person holding 5% or more of the outstanding shares of the issuer; and
- (iii) Any related party or connected person of any of the above persons.

Name	Nature of Transaction	Amount in (BDT)											
		30-Sep-21		30-Jun-21		30-Jun-20		30-Jun-19		30-Jun-18		30-Jun-17	
		Total Amount	Accrued	Total Amount	Accrued	Total Amount	Accrued	Total Amount	Accrued	Total Amount	Accrued	Total Amount	Accrued
Krishibid Multipurpose Co-Operative Ltd., Represented By: Sharif Md. Taslim Reza	Remuneration	186,000	62,000	744,000	62,000	240,000	20,000	-	-	-	-	-	-
	Board Meeting Fee	572		2,143		1,667	-	-	-	-	-	-	-
Taslima Yesmin	Remuneration						-	-	-	-	-	-	-
	Board Meeting Fee	572		2,143			-	-	-	-	-	-	-
Krishibid Firm Ltd., Represented By: Dr. Md. Ali Afzal	Remuneration						-	-	-	-	-	-	-
	Board Meeting Fee	572		2,143		1,667	-	-	-	-	-	-	-

Glorious Land And Development Ltd. Represented By: Dr. Md. Rafiqul Islam Sarker	Remuneration						-	-	-	-	-	-	-
	Board Meeting Fee	572		2,143		1,667	-	-	-	-	-	-	-
Krishibid Feed Ltd., Represented By: Dr. Abdul Hamid	Remuneration						-	-	-	-	-	-	-
	Board Meeting Fee	572		2,143		1,667	-	-	-	-	-	-	-
Krishibid Salt Ltd., Represented By: Dr. Md. Shahjahan	Remuneration						-	-	-	-	-	-	-
	Board Meeting Fee	572		2,143		1,667	-	-	-	-	-	-	-
Krishibid Printing & Publication Ltd., Represented By: Dr. Gour Pada Das	Remuneration						-	-	-	-	-	-	-
	Board Meeting Fee	572		2,143		1,667	0	-	-	-	-	-	-

Amount in (BDT)

Trade Receivables	30 Sep-2021	30 Jun-2021	30 Jun-2020
Krishibid Feed Ltd.	43,210	82,080	82,080
Glorious Land & Development Ltd	55,500	52,350	331,925

This certificate is issued at the request of the management for the purpose of proposed Qualified Investor Offer (QIO) under the Bangladesh Securities and Exchange Commission (Qualified Investor Offer by Small Capital Companies) Rules, 2018.

Place: Dhaka

Date: 14 November 2021

Sd/-
ARTISAN
Chartered Accountants

(b) Any transaction or arrangement entered into by the issuer or its subsidiary or associate or entity owned or significantly influenced by a person who is currently a director or in any way connected with a director of either the issuer company or any of its subsidiaries or holding company or associate concerns, or who was a director or connected in any way with a director at any time during the last three years prior to the issuance of the prospectus:

There is no transaction or arrangement entered into by the issuer or its subsidiary or associate or entity owned or significantly influenced by a person who is currently a director or in any way connected with a director of either the issuer company or any of its subsidiaries/ holding company or associate concerns, or who was a director or connected in any way with a director at any time during the last three years prior to the issuance of the prospectus except the transaction mentioned in Chapter (IX)(a).

(c) Any loans either taken or given from or to any director or any person connected with the director, clearly specifying details of such loan in the prospectus, and if any loan has been taken from any such person who did not have any stake in the issuer, its holding company or its associate concerns prior to such loan, rate of interest applicable, date of loan taken, date of maturity of loan, and present outstanding of such loan.

No such loan was taken or given from or to any Directors or any person connected with the Directors of Krishibid Seed Limited.

CHAPTER(X): TRANSACTION WITH THE DIRECTORS AND SUBSCRIBERS TO THE MEMORANDUM

(a) The names of the directors and subscribers to the memorandum, the nature and amount of anything of value received or to be received by the issuer from the above persons, or by the said persons, directly or indirectly, from the issuer during the last five years along with the description of assets, services or other consideration received or to be received:

The Directors and subscribers to the memorandum of association have received the following benefits directly or indirectly from the issuer during the last 5 (Five) years:

Name	Nature of Transaction	Amount in (BDT)											
		30-Sep-21		30-Jun-21		30-Jun-20		30-Jun-19		30-Jun-18		30-Jun-17	
		Total Amount	Accrued	Total Amount	Accrued	Total Amount	Accrued	Total Amount	Accrued	Total Amount	Accrued	Total Amount	Accrued
Krishibid Multipurpose Co-Operative Ltd., Represented By: Sharif Md. Taslim Reza	Remuneration	186,000	62,000	744,000	62,000	240,000	20,000	-	-	-	-	-	-
	Board Meeting Fee	572		2,143		1,667	-	-	-	-	-	-	-
Taslina Yesmin	Remuneration						-	-	-	-	-	-	-
	Board Meeting Fee	572		2,143			-	-	-	-	-	-	-
Krishibid Firm Ltd., Represented By: Dr. Md. Ali Afzal	Remuneration						-	-	-	-	-	-	-
	Board Meeting Fee	572		2,143		1,667	-	-	-	-	-	-	-
Glorious Land And Development Ltd. Represented By: Dr. Md. Rafiqul Islam Sarker	Remuneration						-	-	-	-	-	-	-
	Board Meeting Fee	572		2,143		1,667	-	-	-	-	-	-	-
Krishibid Feed Ltd., Represented By: Dr. Abdul Hamid	Remuneration						-	-	-	-	-	-	-
	Board Meeting Fee	572		2,143		1,667	-	-	-	-	-	-	-
Krishibid Salt Ltd., Represented By: Dr. Md. Shahjahan	Remuneration						-	-	-	-	-	-	-
	Board Meeting Fee	572		2,143		1,667	-	-	-	-	-	-	-

Krishibid Printing & Publication Ltd., Represented By: Dr. Gour Pada Das	Remuneration						-	-	-	-	-	-	-
	Board Meeting Fee	572		2,143		1,667	0	-	-	-	-	-	-

Amount in (BDT)

Trade Receivables	30 Sep-2021	30 Jun-2021	30 Jun-2020
Krishibid Feed Ltd.	43,210	82,080	82,080
Glorious Land & Development Ltd	55,500	52,350	331,925

(b) If any assets were acquired or to be acquired within next two financial years from the aforesaid persons, the amount paid for such assets and the method used to determine the price shall be mentioned in the prospectus, and if the assets were acquired by the said persons within five years prior to transfer those to the issuer, the acquisition cost thereof paid by them:

No assets were acquired or to be acquired within next two financial years.

CHAPTER (XI): OWNERSHIP OF THE COMPANY'S SECURITIES

(a) The names, addresses, BO ID Number of all shareholders of the company before QIO, indicating the amount of securities owned and the percentage by such ownership:

Sl.	Name of the shareholders	Address	BO IDs	Holding	Pre QIO %
1	Krishibid Firm Ltd., Represented By Dr. Md. Ali Afzal	801,Rokeya Sharani, Kazipara, Mirpur, Dhaka	1605070068800987	1,190,000	6.47%
2	Glorious Lands And Development Ltd. Represented By Dr. Md. Rafiqul Islam Sarker	801,Rokeya Sharani, Kazipara, Mirpur, Dhaka	1605070068800952	5,370,000	29.18%
3	Krishibid Multipurpose Co-Operative Ltd., Represented By Sharif Mohammad Taslim Reza	801, Rokeya Sharani, Kazipara, Mirpur, Dhaka	1605070068803021	750,000	4.08%
4	Krishibid Feed Ltd. Represented By Dr. Abdul Hamid,	801, Rokeya Sharani, Kazipara, Mirpur, Dhaka	1604530074507767	1,950,000	10.60%
5	Krishibid Salt Ltd. Represented By Dr. Md. Shahjahan,	801, Rokeya Sharani, Kazipara, Mirpur, Dhaka	1604530074507577	750,000	4.08%
6	Krishibid Printing & Publication Represented By Dr. Gour Pada Das	801, Rokeya Sharani, Kazipara, Mirpur, Dhaka	1604530074507170	750,000	4.08%
7	Taslina Yesmin	Holding :14 Nayapaltan, Apartmen Name: Living Hasina Ridge, Flat No: C5, Road: Moshijd Lane, PS: Paltan, PO: GPO 1000, Paltan, Dhaka	1203920074505203	750,000	4.08%
8	Dr. Md. Shafiqul Aktar	Vill-Bazebamandah, Po UZ Cotchandpur, Jhenaidah	1602770073754160	110,000	0.60%
9	Md. Abdullah -Hil- Hafiz	Vill PO- Haridebpur, PSRangpur, Rangpur	1204090072401797	60,000	0.33%
10	Dr. Md. Motiar Rahman	House no. 13, Road no.02, Rupnagar, Dhaka	1605070068803102	130,000	0.71%
11	Krishi Foundation Represented by Kbd. Tariq Hassan	801,Rokeya Sharani, Kazi para, Mirpur, Dhaka	1605070068803102	110,000	0.60%
12	Dr. Md. Ali Afzal	801,Rokeya Sharani, Kazi para, Mirpur, Dhaka	1605070073717893	110,000	0.60%
13	Mohi Uddin Mahboob	32/A, Indira Road, Tejgaon, Dhaka	1602770073752450	160,000	0.87%
14	Mohammad Afsar Hossain	Vill- Shibpur, PO PS Sitakund, Chottagram	1202420007677174	160,000	0.87%
15	Rajib Hasan	House-2-E-B-3/2, Madhoby, Lake City Concord Khilkhet (Namapara), Dhaka	1203970028904800	110,000	0.60%
16	Dr. Md. Alek Mondal	Vill-North Burujbagan, P.OJadabpur, PS.- Sharsha, Jessore	1604530074506275	120,000	0.65%
17	Halima Sayeed Jasmin	76, North Kafrul, Dhaka	1205670072484483	160,000	0.87%
18	Prof. Dr. Mahbub Mostofa	Vill-Lakurfala, PS- Barguna, Barguna, Bangladeshi	1602770073748295	10,000	0.05%

19	Rebeka Sultana	20/A, Mohammadpur Main Road (2nd Floor) Mohammadpur, Dhaka,	1203260073800863	110,000	0.60%
20	Mohammad Abul Kalam Azad	Vill-Azizpur, P.OSamirmunshir Hut, PsSenbug, Noakhali,	1203020028275075	160,000	0.87%
21	Dr. Gour Pada Das	H-33, R-13, S-4, Uttra, Dhaka	1203260072383509	110,000	0.60%
22	Abu Taher	Vill PO-Keshobpur, UZBauphal, Patuakhali	1203490072165490	10,000	0.05%
23	Dr. Tanima Sharmin	32/A, Indira Road, Tejgaon, Dhaka	1604530074506481	120,000	0.65%
24	Dr. Md. Elahi Baksh	E/26, Bordhita Pallabi, Mirpur-11.5, Dhaka	1204250074368198	120,000	0.65%
25	Dr. Md. Golam Mortuza	P.O-Padma Abashik, Rajbari	1201700072890495	170,000	0.92%
26	Mrs. Fatima Sultana	Vill- Sonapur, PO- Salimbag, Lakshmipur	1203260072062806	50,000	0.27%
27	Prof. Dr. Khandaker Md. Mostafizur Rahman	Vill PO-Rasullabad, PSNabinagar, Brahmanbaria	1201700068800845	180,000	0.98%
28	Razina Yasmin	Vill-Bazebamandah, Po-UZCotchandpur, Jhenai	1602770073753787	30,000	0.16%
29	Md. Sirajul Islam Khan	Vill-Noagaon, Po- Madhaiya Bazar,UZ-Debidwar, Comilla	1605070068802895	70,000	0.38%
30	Md. Monsur Ali	Vill PS-Punuria, PS-Shanthia, Pabna,	1603700015094121	80,000	0.43%
31	Shaheena Jahan	Vill- Baidahar,PODaudpur,PS-Nawbabgong, Dinajpur	1605420047038246	160,000	0.87%
32	Prof. Dr. M. Obaidul Islam	Vill-P.O-Deuli,PS.- Shibgonj, Bogra	1202400026674138	250,000	1.36%
33	Md. Rezaul Karim Khan	H-13, F-A-5, R-6 B - A, S10, Mirpur, Dhaka	1202620009607846	40,000	0.22%
34	Dr. Mohammad Zulfiquir Ali Firuz	Vill-Charmonosa, POBhowanigong, Lakshmipur,	1604530074507922	140,000	0.76%
35	Mahbubur Rahman	Vill- Hornidurgapur,Post.- Kalirbazar,P.S- Faridgonj, Chandpur	1603700068202090	130,000	0.71%
36	Dr. Jamilur Rahman	Vill-Shoturia,PO-Dhankora, Manikganj,	1604530074506125	170,000	0.92%
37	Dr. S.M. Khorshed Alam	Vill & P.O-Laxmichamaril, P.S- Baraigarm, PSBaraigarm, Natore	1602770073753257	130,000	0.71%
38	Md. Harun Or Rashid	Vill-Charjangalia, P.O-Karuna Nagar, PS-Kamal Nagar, Lakshmipu	1201820074531879	80,000	0.43%
39	Md. Zamiul Abrar Sami	2/2 (6th Floor), Ave-1, Mirpur-2, Dhaka	1203620021605330	50,000	0.27%
40	Md. Mokles Ur Rahman	12/A, Eskaton, Garden Road, Ramna, Dhaka	1203810045598584	80,000	0.43%
41	Al Mamun Forazi	H# 694/A, R# 12 (Baitul Aman Housing Society) Adabar, Shamoly, Dhaka	1203680074391310	20,000	0.11%
42	Joushan Ara Begum	Deotala, Deotala, Nowabgong, Dhaka	1202620009607846	60,000	0.33%
43	Dr. Md. Ashaduzzaman Siddikee	Anuhala, Po-Anuhala, Tangail,	1604530074535778	50,000	0.27%
44	Hossain Imam Akand	54, Monipuripara, Tejgaon, Dhaka-1215, Dhaka	1605110047071939	60,000	0.33%

45	A.k.M Ali Imam	15 Monipuri Para, Tejgaon, Dhaka,	1201930069796292	20,000	0.11%
46	Dr. AKM Abdul Hannan Bhuiyan	Road-05, House-32, Dhanmondi, Dhaka-1205, Dhaka,	1201530001445124	20,000	0.11%
47	Rashida Begum	Krishibid Palace, Flat-B-1, House-13, Road-06, BlockA, Section-10, Mirpur, Dhaka-1216, Dhaka	1203570064683510	70,000	0.38%
48	Humayun Kabir	Concept Tower, Flat 10A, 68-69, Green Road, Kalabagar, Dhaka	1201890069786145	70,000	0.38%
49	Mrs. Arzoo Ara Begum	Noor Nagar, Parbatipur, Parbatipur, Dinajpur	1204180071068282	70,000	0.38%
50	Dr. Nurul Islam Bhuiyan	16 Tejkuni Para, Farmgate, Dhaka	1201590030947165	60,000	0.33%
51	Shaikh Mostafa Zaman	15/4, Hazi Mohashin Road, Khulna Sadar, Dhaka	1203140068827255	70,000	0.38%
52	Dr. Chowdhury Rafia Naheen	73, Elephant Road, Flat No.-7/E, Newmarket, Dhaka	1205690074432797	120,000	0.65%
53	Dr. Ahmed Tariq	73, Elephant Road, Flat No. 7/E, Newmarket, Dhaka	1205690074432837	120,000	0.65%
54	Krishibid Trading Ltd.	801, Begum Rokeya Sarani, Kazipara, Mirpur, Dhaka	1604530074507518	2,400,000	13.04%

(b) There shall also be a table showing the name and address, age, experience, BO ID Number, TIN number, numbers of shares held including percentage, position held in other companies of all the directors before the public issue;

Name of Director, Address, Age & Experience	No. of shares held (Pre-QIO)		Position held in other company	
	Shares	Pre QIO %	Company Name	Position
Name: Krishibid Firm Ltd., Nominated by Dr. Md. Ali Afzal, Address: 801, Begum Rokeya Sharani, Kazipara, Mirpur, Dhaka Age: 54 Years Experience: 24 years BO ID Number: 1605070068800987 TIN Number: 234085333848	1,190,000	6.47%	Glorious Land & Developments Ltd. Krishibid Farm Machinery & Automobiles Ltd. Glorious Overseas Ltd. Krishibid Salt Ltd. Glorious Crop Care Ltd. Krishibid Bazaar Ltd. Krishibid Feed Ltd. Krishibid Filling Station Ltd. Krishibid Fisheries Ltd. Krishibid Food & Beverage Ltd. Krishibid Printing & Publication Ltd. Krishibid Properties Ltd. Krishibid Security and Services Ltd. KGeCom Limited. Victory Engineering Limited. Krishibid Packaging Ltd. Krishibid Poultry Ltd.	Chairman, Managing Director and Share holder
Name: Glorious Lands and Development Ltd., Nominated by Dr. Md. Rafiqul Islam Sarkar, Address: Address: 801, Begum Rokeya Sharani,	5,370,000	29.18%	Krishibid Farm Machinery & Automobiles Ltd.	Director, Chairman and

<p>Kazipara, Mirpur, Dhaka Age: 73 Years Experience: 43 years BO ID Number: 1605070068800952 TIN Number: 498057162085</p>			<p>Krishibid Firm Ltd. Glorious Crop Care Ltd. Krishibid Bazaar Ltd. Krishibid Feed Ltd. Krishibid Filling Station Ltd. Krishibid Food & Beverage Ltd. Krishibid Printing & Publication Ltd. KGeCom Limited. Krishibid Packaging Ltd. Krishibid Security and Services Ltd.</p>	Shareholder
<p>Name: Krishibid Multipurpose Co-Operative Society Ltd., Nominated by Sharif Mohammad Taslim Reza, Address: 801, Begum Rokeya Sarani, Kazipara, Mirpur, Dhaka-1216 Age: 56 Years Experience: 26 years BO ID Number: 1605070068803021 TIN Number: N/A</p>	750,000	4.08%	<p>Krishibid Farm Machinery & Automobiles Ltd. Glorious Crop Care Ltd. Glorious Overseas Ltd. Krishibid Bazaar Ltd. Krishibid Feed Ltd. Krishibid Filling Station Ltd. Krishibid Firm Ltd. Krishibid Fisheries Ltd. Krishibid Food & Beverage Ltd. Krishibid Printing & Publication Ltd. Krishibid Properties Ltd. Krishibid Salt Ltd. Krishibid Security and Services Ltd. Krishibid Tours & Travels Ltd. Krishibid Packaging Ltd. Krishibid Poultry Ltd.</p>	Managing Director and Shareholder
<p>Name: Krishibid Feed Ltd. Nominated by Dr. Abdul Hamid Address: 801, Begum Rokeya Sarani, Kazipara, Mirpur, Dhaka-1216 Age: 71 Years Experience: 40 years BO ID Number: 1604530074507767 TIN Number: 278956551513</p>	1,950,000	10.60%	<p>Krishibid Farm Machinery & Automobiles Ltd. Glorious Crop Care Ltd. Krishibid Filling Station Ltd. Krishibid Fisheries Ltd. Krishibid Food & Beverage Ltd. Krishibid Security and Services Ltd. Krishibid Tours & Travels Ltd. Krishibid Packaging Ltd.</p>	Director and Shareholder
<p>Name: Krishibid Salt Ltd. Nominated by Dr. Md. Shahjahan Address: 801 Begum Rokeya Sarani, Kazipara, Mirpur, Dhaka-1216. Age: 66 Years Experience: 35 years BO ID Number: 1604530074507577</p>	750,000	4.08%	<p>Krishibid Filling Station Ltd. Krishibid Food & Beverage Ltd. Krishibid Printing & Publication Ltd. Krishibid Tours & Travels</p>	

TIN Number: 248004497207			Ltd. Krishibid Packaging Ltd.	
Name: Krishibid Printing & Publication Ltd., Nominated by Dr. Gour Pada Das Address: 801 Begum Rokeya Sarani, Kazipara, Mirpur, Dhaka-1216. Age: 68 Years Experience: 37 years BO ID Number: 1604530074507170 TIN Number: 225236910937	750,000	4.08%	Krishibid Food & Beverage Ltd. Krishibid Filling Station Ltd.	Director and Shareholder
Name: Taslima Yesmin Address: Holding :14 Nayapaltan, Apartment Name: Living Hasina Ridge, Flat No: C5, Road: Moshijd Lane, PS: Paltan, PO: GPO 1000, Paltan, Dhaka Age: 58 Years Experience: 33 years BO ID Number: 1203920074505203 TIN Number: 446909574537	750,000	4.08%	Victory Engineering Limited	Director and Shareholder

(c) The average cost of acquisition of equity shares by the directors certified by the auditors:

AUDITORS' CERTIFICATE REGARDING AVERAGE COST OF ACQUISITION OF EQUITY SHARES BY THE DIRECTORS OF KRISHIBID SEED LIMITED

This is to certify that the average cost of acquisition of equity shares by the Directors of Krishibid Seed Limited have been allotted at face value in cash and other than cash. The average cost of acquisition of equity by the directors is Tk. 10.00 each. Name-wise shareholding position, allotment date and consideration are given below:

Name	Position	Transfer/Allotment		Consideration	Total Share	Total	Average cost
		Date	No. of ordinary shares		holding	amount	of acquisition (TAKA)
Krishibid Firm Ltd. Represented by Dr. Md. Ali Afzal	Chairman	28.09.2016	160,000	Cash	1,190,000	11,900,000	10
		12.01.2018	10,000				
		15.06.2020	910,000				
		29.11.2020	110,000				
Glorious Lands and Development Ltd., Represented by Dr. Md. Rafiqul Islam Sarker	Director	28.09.2016	100,000	Cash	53,70,000	5,37,00,000	10
		15.06.2020	1,370,000				
		10.08.2021	2,900,000				
		24.08.2021	1,000,000				
Krishibid Multipurpose Co- Operative Society Ltd., Sharif Mohammad Taslim Reza	Director	28.09.2016	100,000	Cash	750,000	7,500,000	10
		15.06.2020	650,000				
Krishibid Feed Ltd., Represented by Dr. Abdul Hamid	Director	28.09.2016	100,000	Cash	19,50,000	1,95,00,000	10
		15.06.2020	650,000				
		10.08.2021	1,200,000				

Krishibid Salt Ltd., Represented by Dr. Md. Shahjahan	Director	28.09.2016	50,000	Cash	750,000	75,00,000	10
		15.06.2020	600,000				
		10.09.2021	100,000				
Krishibid Printing Publication Ltd., Represented by Dr. Gour Pada Das	Director	28.09.2016	100,000	Cash	750,000	75,00,000	10
		15.06.2020	600,000				
		10.09.2021	50,000				
Taslima Yesmin	Director	28.06.2021	600,000	Cash	750,000	75,00,000	10
		10.09.2021	150,000				

This certificate is issued at the request of the management for the purpose of proposed Qualified Investor Offer (QIO) under the Bangladesh Securities and Exchange Commission (Qualified Investor Offer by Small Capital Companies) Rules, 2018.

Place: Dhaka
Date: 14 November 2021

Sd/-
ARTISAN
Chartered Accountants

CHAPTER (XII): VALUATION REPORT OF SECURITIES PREPARED BY THE ISSUE MANAGER

(a) The valuation report of securities to be offered shall be prepared and justified by the issue manager on the basis of the financial and all other information pertinent to the issue:

The valuation report of securities offered is prepared and justified by the issue manager (SBL Capital Management Limited) on the basis of the financial and all other information pertinent to the Issue.

(b) To prepare the valuation report, the issue manager may consider all qualitative and quantitative factors which shall be explained in details with rationale to consider such factors, the valuation methods used, sources of information and authenticity of such information:

Qualitative and Quantitative factors for valuation:

Qualitative Justification:

1. **Quality Products** : The Company has been producing and importing quality seed of different varieties over the years.
3. **Modern Machineries** : The Company is equipped with all modern processing and production machineries.
4. **Technology** : The Company has latest tools and technologies to support production.
5. **Dedicated Workforce** : The Company has dedicated human resources.
6. **Board of Director** : Visionary Board of Directors.

Quantitative Justification:

Primary Valuation method for the Company is considered on the basis of Net Assets Value per share and earning based value per share.

(c) While preparing the valuation report, the issue manager shall avoid exaggeration and biasness and shall exercise independence and due diligence:

We, the Issue Manager while preparing the valuation report, we avoid exaggeration, biasness and independence and due diligence.

(d) The issue manager(s) shall, among others, consider the following methods for valuation of the securities:

The valuation report of securities shall be prepared on the basis of the financial and all other information pertinent to the issue. The fair value is determined under different valuation methods referred in Clause No. Annexure-E (B) (11) of Bangladesh Securities and Exchange Commission (Qualified Investor Offer by Small Capital Companies) Rules 2018. The following table illustrates the calculation of fair value of Krishibid Seed Limited under different methods:

Methods followed		Amount in BDT
Method-1	Net assets value per share	12.60
Method-2	Earning based value per share (Considering average Sector P/E)	29.45
	Earning based value per share (Considering average Market P/E)	11.75
Method-3	Projected earnings for the next three accounting year with rationales of the projection	-
Method-4	Average market price per share of similar stocks	-

The detailed valuation workings under the above-mentioned methods are furnished under the head of "Valuation under different methods as prescribed in clause no. Annexure-E(B)(11) of Bangladesh Securities and Exchange Commission (Qualified Investor Offer by Small Capital Companies) Rules 2018" described in this section.

“Valuation under different methods as prescribed in clause no. Annexure-E(B)(11) of Bangladesh Securities and Exchange Commission (Qualified Investor Offer by Small Capital Companies) Rules 2018”

Method-1: Calculation of net asset value (NAV) per share:

(As per audited financial statements)

Sl.	Particulars	Amount in BDT
A.	Total assets	380,356,378
B.	Total liabilities	148,474,769
C.	Net assets (A-B)	231,881,609
D.	Number of shares outstanding as on 30 September 2021	18,400,000
E.	Net Asset Value (NAV) per share (C/D)	12.60

Method-2: Earning-based-value calculated on the basis of weighted average of net profit after tax for immediate preceding five years or such shorter period during which the issuer was in commercial operation:

Historical earning based value calculated on the basis of weighted average net profit after tax for immediate preceding 4 years. Information extracted from audited financial statements.

Year/period end	No. of shares outstanding	Net profit after tax (Amount in BDT)	Weight of total No. of shares	Weighted net profit after tax (BDT)
30-Sep-21	18,400,000	8,569,130	44%	3,764,851.77
30-Jun-21	10,600,000	18,736,927	25%	4,742,393.18
30-Jun-20	10,000,000	10,572,023	24%	2,524,360.79
30-Jun-19	960,000	5,003,990	2%	114,704.64
30-Jun-18	960,000	4,853,316	2%	111,250.80
30-Jun-17	960,000	(724,490)	2%	(16,607.22)
Total	41,880,000	47,010,896	100%	11,240,954
Number of Share outstanding as on 30 September 2021				18,400,000
Weighted average earnings per share				0.61
Average DSE Miscellaneous Sector P/E for the last 3 months[1]				48.20
Average DSE Market P/E for the last 3 months[1]				19.23
Earning based value per share (Considering average Sector P/E)				29.45
Earning based value per share (Considering average Market P/E)				11.75

Relevant Miscellaneous Sector P/E and Market P/E Multiple:

Month	Miscellaneous Sector P/E	Market P/E
Jun 2021	46.01	18.50
Jul 2021	47.46	19.17
Aug 2021	51.14	20.02
Average	48.20	19.23

Sources: Monthly review published by Dhaka Stock Exchange Ltd.

[1] Calculation of Relevant Sector P/E and Market P/E Multiple:

Nature of business of Krishibid Seed Limited is similar to the business of companies listed in stock exchanges under Miscellaneous Sector. Therefore, we have considered the 03 months average sector P/E multiple to determine the Earning-based-value per share.

We have considered the 03 months overall market P/E multiple to determine the Earning-based-value per share in a more relevant way.

Method-3: Projected earnings for the next three accounting year with rationales of the projection, if not in commercial operation:

Krishibid Seed Limited incorporated on September 28, 2016 and started its commercial production from September 28, 2016. So for this company Projected earnings for the next three accounting year with rationales of the projection is not required.

Method 4: Average market price per share of similar stocks for the last one year:

There is no similar company listed in the stock exchanges.

Justification of Issue Price:

Based on the above-mentioned valuation methodologies as per Bangladesh Securities and Exchange Commission (Qualified Investor Offer by Small Capital Companies) Rules 2018, the management of the company in consultation with the Issue Manager has set the issue price at Tk. 10.00 each at par value.

Sd/-

Abu Nayem Md. Ibrahim

Chief Executive Officer

SBL Capital Management Limited

CHAPTER (XIII): DEBT SECURITIES

(a) The terms and conditions of any debt securities that the issuer company may have issued or is planning to issue within next six months, including their date of redemption or conversion, conversion or redemption features and sinking fund requirements, rate of interest payable, Yield to Maturity, encumbrance of any assets of the issuer against such securities and any other rights the holders of such securities may have:

The Company has not issued or is planning to issue any debt security within six months.

(b) All other material provisions giving or limiting the rights of holders of each class of debt securities outstanding or being offered, for example subordination provisions, limitations on the declaration of dividends, restrictions on the issuance of additional debt or maintenance of asset ratios:

The Company has not issued any debt security.

(c) Name of the trustee(s) designated by the indenture for each class of debt securities outstanding or being offered and describe the circumstances under which the trustee must act on behalf of the debt holders:

The Company has not issued any debt security. So, there is no trustee for this issue.

(d) Repayment or redemption or conversion status of such securities.

The Company has not issued any debt security. So, there is no repayment or redemption or conversion status of such securities.

CHAPTER (XIV): PARTIES INVOLVED AND THEIR RESPONSIBILITIES, AS APPLICABLE

Parties involved with Krishibid Seed Limited		Responsibilities
(a) Issue Manager	SBL Capital Management Limited	The Issue Manager(s) is responsible to comply with all the requirements as per Bangladesh Securities and Exchange Commission (Qualified Investor Offer by Small Capital Companies) Rules, 2018 including preparation and disclosures made in the prospectus and other responsibilities as mentioned in the due diligence certificate.
(b) Underwriter(s)	SBL Capital Management Limited	The Underwriter(s) is responsible to underwrite the Qualified Investor Offer on a firm- commitment basis as per requirement of Bangladesh Securities and Exchange Commission (Qualified Investor Offer by Small Capital Companies) Rules 2018. In case of under-subscription collectively by up to 50% in a Qualified Investor Offer, the unsubscribed portion of securities shall be taken up by the underwriter(s).
	EC Securities Limited	
(c) Auditor	ARTISAN Chartered Accountants	Auditors' responsibility is to express an opinion on the financial statements based on the audit. Auditors conducted the audit in accordance with Bangladesh Standards on Auditing (BSA). Those standards required to comply with relevant ethical requirements and plan and perform the audit to obtain reasonable assurance whether the financial statements are free from material misstatement. An audit involves performing procedures to obtain audit evidence about the amounts and disclosures in the financial statements. The procedures selected depend on the auditor's judgment, including the assessment of the risks of material misstatement of the financial statements, whether due to fraud or error. In making those risk assessments, consider internal control relevant to the entity's preparation and fair presentation of the financial statements in order to design audit procedures that are appropriate in the circumstances, but not for the purpose of expressing an opinion on the effectiveness of the entity's internal control. An audit also includes evaluating the appropriateness of accounting policies used and the reasonableness of accounting estimates made by management, as well as evaluating the overall presentation of the financial statements.
(d) Cost and Management Accountants	N/A	N/A
(e) Valuer	N/A	N/A

CHAPTER (XV): MATERIAL CONTRACTS

The following are material contracts in the ordinary course of business, which have been entered into by the Company:

(a) Major agreements entered into by the issuer:

- i) Issue management agreement between the company and the manager to the issue.
- ii) Underwriting agreement between the company and the underwriter.

(b) Material parts of the agreements:

Issue Management

Agreements	Material parts of the agreement	
Issue Management Agreement with SBL Capital Management Limited	Signing Date	November 04, 2021
	Tenure	This Agreement shall be valid until completion of subscription of shares and unless this Agreement is extended or earlier terminated in accordance with the terms of this Agreement.
	Principal Terms and Condition	<p>1. Krishibid Seed Limited's role</p> <p>Krishibid Seed Limited upon advice, assistance and consent from SBL Capital Management Limited, will appoint competent auditors, tax specialists, legal advisers and other consultants, as required for the completion of the following tasks:</p> <ul style="list-style-type: none"> (a) Provide audited accounts within 2 months of account closer. (b) Provide all the documents as per Bangladesh Securities and Exchange Commission (Qualified Investor Offer by Small Capital Companies) Rules, 2018 and required by BSEC, DSE, CSE time to time. (c) Provide all the information to prepare the Prospectus. (d) Miscellaneous. <p>2. Issue Manager's Role</p> <p>(i) Public offering:</p> <ul style="list-style-type: none"> a. Act as issue manager and corporate advisor to Krishibid Seed Limited for their upcoming QIO. b. Advise on valuation and pricing of the QIO. c. Prepare the prospectus for the QIO. d. Advise and assist the Issuer to arrange an underwriting syndicate for the QIO. e. Advise and assist the Issuer in dealings with regulatory authorities and the stock exchange(s). f. Advise on financial strategy for the restructuring of offer and modification of projects, if required. <p>3. Compliance</p> <p>The Issue Manager shall ensure compliance of the Bangladesh Securities and Exchange Commission (Qualified Investor Offer by Small Capital Companies) Rules, 2018, Listing of Small Capital Companies Regulations 2019, Companies Act 1994, Securities and Exchange Ordinance, 1969 and other relevant rules, regulations, practices, directives, guidelines etc.</p>

Underwriting

Underwriting Agreement	Material parts of the agreement	
	Signing Date	November 08, 2021
	Tenure	This Agreement shall be valid until completion of subscription of shares and unless this Agreement is extended or earlier terminated in accordance with the terms of this Agreement.
<p>Underwriting Agreement with SBL Capital Management Limited and EC Securities Limited</p>	<p>Principal Terms and Condition</p>	<ol style="list-style-type: none"> 1. The Company shall issue 11,600,000 Ordinary Shares of Tk. 10/- each at par for Qualified Investor’s subscription through publishing a prospectus in accordance with the consent of the Bangladesh Securities and Exchange Commission (BSEC) and the provision of this Agreement. 2. Prior to publication of the prospectus the Company shall have to obtain a consent from the Bangladesh Securities and Exchange Commission permitting the issue as described in Article 2.01 and providing for payment of underwriting commission not exceeding 0.25% (zero point two five percent) on the amount underwritten and no additional commission will be paid on the amount of shares required to be subscribed by the Underwriter. 3. The company shall make media campaign and publicity of the offer for subscription to the extent as may be reasonably requested by the Issue Manager prior to opening and during offer period of subscription list with publicly material as approved by BSEC. 4. The Company shall comply with any other formalities required under the laws of the land for raising fund through Qualified Investor Offer. 5. If and to the extent that the shares offered to the qualified investor by a prospectus authorized hereunder shall not have been subscribed and paid for in cash in full by the closing date, the Company shall within 10 (ten) days of the closure of subscription call upon the Underwriter in writing with a copy of the said writing to the Bangladesh Securities and Exchange Commission, to subscribe or procure subscriber to subscribe the shares not so subscribed within the closing date and to pay for in cash in full, inclusive of any premium if applicable, for such unsubscribed shares within 15 (fifteen) days after being called upon to do so. The amount so received shall be credited in the share subscription account of the Company within the said period. If payment is made by Cheque/Bank Draft by the underwriter it will be deemed that the underwriter has not fulfilled its obligation towards its underwriting commitment under this Agreement, until such time as the Cheque/Bank Draft has been encashed and the Company’s share subscription account credited. In any case within 7 (Seven) days after the expiry of the aforesaid 15 (fifteen) days, the Company shall send proof of subscription and payment by the underwriters, to the Commission. In the case of failure by the Underwriter to pay for the shares under the terms mentioned above, the said underwriter will not be eligible to underwrite any issue, until such time as it fulfills its underwriting commitment under this Agreement and also other penalties as may be determined by the BSEC. In the case of failure by the Underwriter to pay for the shares within the stipulated time, the Company/Issuer will be under no obligation to pay any underwriting commission under this Agreement.

		<p>In case of failure by the Company to call upon the underwriter for the aforementioned purpose within the stipulated time, the Company and its directors shall individually and collectively be held responsible for the consequences and/or penalties as determined by the Bangladesh Securities and Exchange Commission under the law.</p> <p>6. That the signatories to this Agreement have duly been authorized by the Board of Directors of both the Company and the underwriter to execute and give effect to this Agreement from the date written herein above.</p> <p>7. The liability of the underwriter under this clause shall be in proportion to but not exceeding the shares agreed to be underwritten by it; provided that the aforementioned request of the Company shall be supported by official certificates and other documents of subscription obtained from the Bankers to the Issue and a declaration of the Company as to the final result of the qualified investor subscription.</p> <p>8. The Company shall pay to the Underwriter an underwriting commission at the rate of 0.25% (zero point two five percent) of the amount underwritten hereby agreed to be underwritten by it.</p>
--	--	--

(c) Fees payable to different parties:

Sl.	Particulars	Fees/ Commission (BDT)
a)	Underwriting agreement with the aforesaid underwriter	0.25% on Underwritten Amount
b)	Issue management agreement with SBL Capital Management Limited	Tk. 300,000/-

CHAPTER (XVI): OUTSTANDING LITIGATIONS, FINE OR PENALTY

(a) The following outstanding litigations against the issuer or any of its directors and fine or penalty imposed by any authority:

The Issuer or director or of Krishibid Seed Limited was not involved in any of the following types of legal proceedings mentioned below:

(i) Litigation involving Civil Laws	There is no litigation of the Issuer or director(s) in a civil proceeding.
(ii) Litigation involving Criminal Laws	There is no litigation of the Issuer or director(s) in a criminal proceeding.
(iii) Litigation involving Securities, Finance and Corporate Laws	There is no order, judgment or decree of any court of competent jurisdiction against the Issuer or director(s) permanently or temporarily enjoining, barring, suspending or otherwise limiting the involvement of any director(s) or officer in any type of Securities, Finance and Corporate Laws.
(iv) Litigation involving Labor Laws	There is no litigation of the Issuer or director(s) in connection to applicable Labor Laws.
(v) Litigation involving Taxation (Income tax, VAT, Customs Duty and any other taxes or duties)	There is no litigation of the Issuer or director(s) in connection to taxation (Income tax, VAT, Customs Duty and any other taxes or duties).
(vi) Litigation involving any other Laws	There is no litigation involving any other Laws.

(b) Outstanding cases filed by the Company or any of its directors:

There are no cases including outstanding case filed by the issuer or any of its directors to any of the following types of legal proceedings mentioned below:

(i) Litigation involving Civil Laws	No cases filed by the company or any of its directors.
(ii) Litigation involving Criminal Laws	No cases filed by the company or any of its directors.
(iii) Litigation involving Securities, Finance and Corporate Laws	No cases filed by the company or any of its directors.
(iv) Litigation involving Labor Laws.	No cases filed by the company or any of its directors.
(v) Litigation involving Taxation (Income tax, VAT, Customs Duty and any other taxes or duties)	No cases filed by the company or any of its directors/ authority.
(vi) Litigation involving any other Laws	No cases filed by the company or any of its directors.

CHAPTER (XVII): RISK FACTORS AND MANAGEMENT'S PERCEPTIONS ABOUT THE RISKS

An investment in shares involves a high degree of risk. The Company operates in a field involving some internal/ external risk factors and among those some are avoidable others are beyond control which may cause loss. Investors should carefully consider all the information disclosed in this prospectus including the risks and uncertainties described below before making an investment decision in company's shares. The management of Krishibid Seed Limited perceives the risk factors which are as follows:

(i) Internal risk factors

a) Credit risk:

This is the risk of default on a debt that may arise because of default by the borrower to pay the loan. In operating any business there is always a credit risk as there is always lending and borrowing between parties in the form of money and goods.

Management perception:

Credit Risk mainly lies with banks and Financial Institutions. Krishibid Seed Limited is manufacturing and marketing of agro products in the category of Seed Processing, Seed Marketing, Seed Import and it has no long term loan from any financial institution.

b) Liquidity risk:

Liquidity risk is the risk that the Company will not be able to meet its financial obligations as they fall due. Liquidity risk arises due to insufficient fund to meet up short and long term liability.

Management perception:

Finance is an arts and science of managing fund so that it can manage working capital in efficient way. Krishibid Seed Limited is also doing its level best to manage working capital management in efficient way to maintain liquidity risk. Management is dealing with accounts payable, inventory and accounts receivable efficiently.

c) Risk associated with the issuer's interest in subsidiaries, joint ventures and associates:

Return of investment of the holding company may be eroded due to conflict of interest among the group or any significant financial loss of the subsidiary and associates company.

Management perception:

The Company does not have any interest in subsidiaries, joint venture and associates companies. So there are no such possibilities of arisen risk in this respect.

d) Significant revenue generated from limited number of customers, losing any one or more of which would have a material adverse effect on the issuer's business:

There is risk involved in having limited number of customer and losing of that particular customer has negative impact on company's sales and cash flow as well.

Management perception:

The Company is not dependent on any single customer. A large number of local customers are regularly buying its product. So if one customer stops buying its product, it will have no significant impact on its total revenue.

e) Dependency on a single or few suppliers of raw materials, failure of which may affect production adversely:

There is also risk involved in having limited number of suppliers as well. Single or few suppliers may exploit the company by price hike, untimely delivery and low quality of product.

Management perception:

Krishibid Seed Limited is manufacturing and marketing of agro products in the category of Seed Processing, Seed Marketing, Seed Import. The Company produces the major portion of seeds in locally. It also imports seeds from abroad. The company does not dependent on any single or limited suppliers.

f) Risk of generating more than 20% revenue of the issuer's sister concern or associate or subsidiary:

Having 20% revenue generation from sister concern or associate or subsidiary makes issuer dependent on others companies. Hence, there is dependency risk.

Management perception:

The Company has no income from associate or subsidiary or any other sister concern.

g) Negative earnings, negative cash flows from operating activities, declining turnover or profitability, during last five years, if any:

Negative earnings, negative cash flows from operating activities, declining turnover or profitability is the going concern risk for the entity.

Management perception:

The Company has positive track record of earnings.

h) Loss making associate or subsidiary or group companies of the issuer:

Subsidiary/group companies of the issuer are loss making, it affects the issuer and there is negative impact on cash flow of issuer and Balance Sheet as well.

Management perception:

The Company has no associate or subsidiary, so no such risk arises.

i) Financial weakness and poor performance of the issuer or any of its subsidiary or associates:

Financial performance has material impact on the sustainability of the Company as going concern.

Management perception:

The Company has no associate or subsidiary, so no such risk arises.

j) Decline in value of any investment:

The value of any type of investment may decline.

Management perception:

The Company has no such investment. Therefore, no such risk arises.

k) Risk associated with useful economic life of plant and machinery, if purchased in second hand or reconditioned:

There is obsolescence risk relating to plant and machinery. If the machinery is purchased in second hand or reconditioned, there is high risk of repair and maintenance which has impact on profitability of the company.

Management perception:

Krishibid Seed Ltd. is equipped with all modern processing and production machineries since inception. It has no plan to purchase second hand/ reconditioned machineries. Hence, no such risk arises.

l) Adverse effect on future cash flow if interest free loan given to related party or such loans taken from directors may recalled:

It is loan given and taken from related party and directors as well. If company gives such loan without interest to related party, there is interest burden for the company if the money was taken as loan. On the other hand, if such loan is taken from directors, it will have an impact on the cash flow to pay off the loan to the Directors.

Management perception:

No director was given to or taken from loan from the Company. So no risk shall arise or possibilities to be arisen in future.

m) Potential conflict of interest, if the sponsors or directors of the issuer are involved with one or more ventures which are in the same line of activity or business as that of the issuer and if any supplier of raw materials or major customer is related to the same sponsors or directors:

Conflict of interest between the issuer and its suppliers or major customer arise due to common management may create an impediment in the day to day business operational process.

Management perception:

No sponsor or director hold any position or own any stake in the business of its supplier or customer. So no conflict would be arisen in this respect.

n) Related party transactions entered into by the company those may adversely affect competitive edge:

Related party transaction of the issuer creates conflict of interest which reduces the competitive advantage of the issuer.

Management perception:

KSL did not engage with any such transaction, which may adversely affect competitive edge.

o) Any restrictive covenants in any shareholders' agreement, sponsors' agreement or any agreement for debt or preference shares or any restrictive covenants of banks in respect of the loan or credit limit and other banking facilities:

All information must be known to the potential investor so that investor's interest may not be hampered in future. So, any restrictive covenants, if it goes against potential investors, will make investors in threat.

Management perception:

There is no such agreement with any shareholders, sponsors or any agreement relating to debt or preference shares having restrictive covenants or any restrictive covenants of banks in respect of loan or credit limit and other banking facilities.

p) Business operations may be adversely affected by strikes, work stoppages or increase in wage demands by employees:

In such case, company's business operation will be hampered.

Management perception:

Employee unrest is part of business and it is important to deal with labor unrest efficiently. KSL has different incentive packages for their employees so that they can be beneficial to such package. Because they believe that employees are very important part of the business.

q) Seasonality of the business of the issuer:

Revenue of the Company would be affected if the business is seasonal.

Management perception:

There is no significant seasonal aspect on the company's business.

r) Expiry of any revenue generating contract that may adversely affect the business:

The revenue would be squeezed if any contract for which revenue generated had expired.

Management perception:

There is no such contract for which the future revenue would be squeezed.

s) Excessive dependence on debt financing which may adversely affect the cash flow:

Excessive dependence on debt causes huge interest burden of the company and high risk of insolvency that may result in bankruptcy.

Management perception:

The company has no long term loan from any financial institution.

t) Excessive dependence on any key management personnel absence of whom may have adverse effect on the issuer's business performance:

Key management personnel have key role in the organization for smooth operation of the company. If key management personnel turnover is high that's have adverse impact on the organizational day to day activities.

Management perception:

Since inception of the Company, the employee rotation rate is low. The organizational structure is designed in such a way that any key management person if not in job that's shall have no impact on Company's overall performance.

u) Enforcement of contingent liabilities which may adversely affect financial condition:

Contingent liabilities are likely to have a negative impact on a company's stock share price because they threaten to reduce the company's assets and net profitability. The extent of the impact on share price depends on the estimated probability of the contingent liabilities becoming actual liabilities.

Management perception:

The Company does not have any contingent liabilities which may adversely affect financial condition.

v) Insurance coverage not adequately protect against certain risks of damages:

The Company shall expose to significant loss if its assets are not properly covered by insurance.

Management perception:

The company has different insurance coverage for all the relating issues that are risky to operating business.

w) Absence of assurance that directors will continue its engagement with company after expiry of lock-in period:

Directors run the company with the accumulated finance from public and other financing source. If directors discontinue to run the business, there will be negative impact on business and share price as well.

Management perception:

Our directors are involved in the business and they will continue the business after expiry of lock in period as per the company act.

x) Ability to pay any dividends in future will depend upon future earnings, financial condition, cash flows, working capital requirements and capital expenditure:

Any future dividend payment depends on the future revenue generation. Any negative earnings in the future shall hindered the financial stability of the company.

Management perception:

We have been a profitable entity over a long time and the profit is on the uptrend. So we are in belief that we will be able to pay dividend from our earning profit. Our board of directors has a strong intention to declare a handsome dividend to the shareholders of the company.

y) History of non-operation, if any and short operational history of the issuer and lack of adequate background and experience of the sponsors:

History of non-operation indicates weak operational management of the company. Non-operation leads to negative cash flow, incurring of losses and bankruptcy in worst case scenario.

Management perception:

Since inception, the company has grown consistently. It has achieved successes in every instance. Expertise and discretion of our management have made it possible. The company has, thus, never been in non-operative state.

z) Risks related to engagement in new type of business, if any:

If it is new business, there is risk of viability of the new business.

Management perception:

There is no such risk as we are not engaged in any new type of business.

aa) Risk in investing the securities being offered with comparison to other available investment options:

The company would be exposed off potential financial distress if the return on investment is low compared to alternative investment options they have.

Management perception:

Krishibid Seed Limited is a profitable entity and the management operates the business efficiently. There is the presence of a certain degree of risk associated with investing in the securities in the capital market. The potential investors are requested to carefully read the prospectus and understand the business potential of the company before making an investment decision.

bb) Any penalty or action taken by any regulatory authorities for non-compliance with provisions of any law:

The company shall have a risk to expose of eroded its brand name and goodwill in case of penalty or action taken by the regulatory authority.

Management perception:

No penalty or action taken by any regulatory authorities for non-compliance with provisions of any law.

cc) Litigations against the issuer for Tax and VAT related matters and other government claims, along with the disclosures of amount, period for which such demands or claims are outstanding, financial implications and the status of the case:

Any litigation in terms of unsettled tax, VAT or any other Govt. claim may hamper business operation of The Company as well as may create future potential financial losses.

Management perception:

The company doesn't have any litigation relating to Tax, VAT or other government claims against the company.

dd) Registered office or factory building or place of operation is not owned by the issuer:

Factory building should be owned by the company. Otherwise, there is risk of hike in factory rent in the period to come and threat of shifting the factory as well.

Management perception:

The factory building is owned by the Company but corporate office is owned by its sister concern. So it is not a risk.

ee) Lack of renewal of existing regulatory permissions or licenses:

Non-renewal of license may hamper day to day business operation of the Company.

Management perception:

All licenses are valid and up dated. The management of the company has always taken timely steps to renewal of all its regulatory licenses. So scope of arising any risk in this respect is low.

ff) Failure in holding AGM or declaring dividend or payment of interest by any listed securities of the issuer or any of its subsidiaries or associates:

Failure in holding AGM or declaring dividend indicates the lack of compliance to the regulatory rules. Failure of payment of interest indicate the poor cash generation to the company to pay interest and debt service. The overall impression will be negative for the company.

Management perception:

KSL do not have any listed securities and it does not have any subsidiary or associates.

gg) Issuances of securities at lower than the QIO offer price within one year:

The management ultimate goal is to maximize the wealth of the company. If share price goes up, it maximizes wealth of the company. On the other hand, if share price goes down, it minimizes the wealth of the company.

Management perception:

KSL has no plan to issue any sort of securities within one year of QIO. As such, this issue is not applicable for the Company.

hh) Refusal of application for public issue of any securities of the issuer or any of its subsidiaries or associates at any time by the Commission.

Any refusal of application for public issue of any securities of the issuer may hinder confidence of the Company or convey negative impression about the financial status to the shareholders.

Management perception:

The Company did not apply any such application to Bangladesh Securities and Exchange commission before QIO. So no such refusal of public issue of securities through QIO was occurred in past in this respect.

(ii) External risk factors may include among others:

a) Interest rate risk:

Interest rate risk is associated with the fluctuations in market interest rates which cause a company's cost of debt to increase. Changes in the Government's monetary policy also tend to increase the interest rates. High rate of interest may adversely affect the operating results and financial performance of the company with additional financial charges and squeezes the profit of the company.

Management perception:

Management of Krishibid Seed Limited always emphasizes to manage its finance to an optimum capital structure of the company so that the cost of capital & debt remains minimum. The management always prefers to take loan with reasonable competitive rate. At present KSL has no long-term debt. We have only short-term bank loan for working capital.

b) Exchange rate risk:

Exchange rate risk occurs due to changes in foreign currency exchange rates. As the company imports raw material and equipment from abroad and earns revenue in local currency, unfavorable volatility or currency fluctuation may affect the profitability of the company. If exchange rate is decreased against local currency opportunity will be created for generating more profit.

Management perception:

The company receives the entire export proceeds in foreign currency and makes the import payments in foreign currency as well. For a given depreciation of Taka against a particular foreign currency like US Dollar, the import payment and export proceeds will both be higher in terms of Taka. In case of an appreciation of Taka against the same currency, the opposite will occur. Hence, the company has a natural hedge against exchange rate risk.

c) Industry risks:

Industry risk arises due to risk associated with business and macro-economic factors of the industry such as labor unrest, shortage of power, rising of raw material cost or shortage of raw material supply etc. If risk factor pertaining to industry is high, the growth of the industry shall be lower or may be eroded the entire potentiality of that industry.

Management Perception:

Krishibid Seed Limited is aware of the above fact. Industry risk is inherent in any kind of business. At the moment industry is favoring for operating business.

d) Economic and political risks:

Economic risks:

Economic risk arises due to some various factors such as political or regulatory policy change, including adverse impact of globalization, social disturbances due to political unrest, terrorist attacks and other acts of violence or war, natural calamities, commodity and hike commodity & energy prices and various other factors. Any significant change may adversely affect on business and profitability of the Company.

Management perception:

Bangladesh economy is booming for last few years. Bangladesh economy is enjoying 7% economic growth and expected economic growth by the government is 7.5%. As a result, huge development work is underway by the govt. Hence, huge expensive infrastructure has been under construction that will create employment and per capita income is going up as well. As economy is expanding as per our business viability and profitability.

Political risks:

The risk that an investment returns could suffer as a result of political changes or instability in a country. Instability affecting investment returns could stem from a change in government, legislative bodies, other foreign policy makers, or military control.

Management perception:

Now-a-days calm and serene atmosphere is prevailing in our country. There is no political chaos as was at the beginning of 2014. Government is industry friendly and trying to make it favorable in its level best to boost up economic activities in the country.

e) Market and technology related risks:

Market risk

Market risk is the risk that any change in market such as demand of product, foreign exchange rates fluctuation, prices of product, increase of competition, squeeze of business through cancellation of work order, shifting of buyer to another market will affect the company's business. The objective of market risk management is to manage and control market risk exposures within acceptable parameters.

Management perception:

Market risk dealt efficiently by the experienced management of Krishibid Seed Limited.

Technology-related risks

Technology always plays a vital role for each and every type of business. Better technology can increase productivity and reduce costs of production. Firms are exposed to technology risks when there are better technologies available in the market than the one used by the company which may cause technological obsolescence and negative operational efficiency.

Management perceptions

The company is aware of technological changes and has adopted new technology according to its needs. Furthermore, routine and proper maintenance of the equipment carried out by the company ensures longer service life for the existing equipment and facilities.

f) Potential or existing Government regulations:

The company operates under Companies Act 1994, Customs Act 1969, and Labor Law 2006, Income Tax Ordinance 1984, Income Tax Rules 1984, Value Added Tax (VAT) Act 1991, Value Added Tax (VAT) Rules 1991 and other related regulations. Any abrupt changes of the policies made by the regulatory authorities may adversely affect the business of the company.

Management perception:

Since the Company operates in agricultural sector, the Government regulations are mostly investment-friendly. However, unless any policy change that may negatively and materially affect the industry as a whole, the business of the Company is expected not to be affected. It is an emerging sector & our Government is encouraging the industry with investment friendly policy measures.

g) Potential or existing changes in global or national policies:

Changes in the existing global or national policies can have either positive or negative impact on the Company's profitability. The performance of the Company may be affected due to unavoidable circumstances in Bangladesh, as such any structural change in feed industry, war, terrorism, political unrest, natural and man-made disasters which may adversely affect the economy in general.

Management perception:

Nowadays global and national policies do not change without prior notice. For potential changes in policies, local and global leaders consider different issues including industries opinion. We are optimistic that if any policies change unpredictably, we can improvise with new policies without hampering our smooth operation.

h) Statutory clearances and approvals those are yet to be received by the issuer:

Statutory clearance and approval is imperative for any business to start off. There are many statutory clearances and approvals need by the regulatory authority in order to be monitored, controlled and guided.

Management perception:

The company has collected all the statutory clearance and approval to operate the business. The necessary update and renewal is a continuous process. Hence, there is a limited degree of such risk associated with the company.

i) Competitive condition of the business:

Krishibid Seed Limited is operating in a free market economy. The company has to face stiff competition from its competitors.

Management perception:

Krishibid Seed Limited has been in the market over the period. We are doing our level best to be competitive with our competitors. Hence, there is always check and balance existed among the rivalry companies.

j) Complementary and supplementary products or services which may have an impact on business of the issuer:

Complementary and supplementary product may have impact on sale of the existing product of the Company.

Management perception:

The Company has not faced any challenges relating to supplementary and complementary products and Management is concerned with the issue. In future, if necessary, management may diversify the product to be competitive over the competitors.

CHAPTER (XVIII): DESCRIPTION OF THE ISSUE

(a) Issue size:

Qualified Investor Offer of 11,600,000 ordinary shares of Tk. 10.00 each (at par) totaling to Tk. 116,000,000/-

(b) Number of securities to be issued:

11,600,000 ordinary shares.

(c) Authorized capital and paid-up capital:

Authorized capital is Tk. 400,000,000, pre-QIO paid-up capital is Tk.184,000,000/- and post-QIO paid-up capital will be Tk. 300,000,000

(d) Face value, premium and offer price per unit of securities:

Face value is Tk.10.00 each, no premium and offer price is Tk.10.00 per share.

(e) Holding structure of different classes of securities before and after the issue;

Category of Shareholders	No. of Ordinary Shares Hold		Percentage of Holding	
	Pre-QIO	Post-QIO	Pre-QIO	Post-QIO
Director and Sponsors	15,060,000	15,060,000	81.85%	50.20%
Other than Director and Sponsor	3,340,000	3,340,000	18.15%	11.13%
Qualified Investor (QI)	00.00	11,600,000	00.00%	38.67%
Total	18,400,000	30,000,000	100.00%	100.00%

(f) Objective of the issue including financing requirements and feasibility in respect of enhanced paid-up capital.

Net proceeds from QIO will be used for Cold Storage Building, Modern research, development, Seed Production & others and QIO expenses.

Sl.	Particulars	Amount in BDT
1	Cold Storage Building at Savar Dhaka	24,500,000
2	Storage Building-1 (Including Site Office)	20,250,000
3	Storage Building -2 (Including Site Office)	22,500,000
4	Modern research and development and Seed Production	46,526,950
	Sub Total	113,776,950
	QIO Expense	2,223,050
	Total	116,000,000

Krishibid Seed Limited does not require feasibility report since the Company is not going to introduce new project.

CHAPTER (XIX): USE OF PROCEEDS

(a) Use of net proceeds of the offer indicating the amount to be used for each purpose with head-wise break-up:

Sources of fund:

Sources of Fund: Issue Size (Number of share to be issued)	Amount in Taka
11,600,000 Shares (Issue price Tk. 10 each)	116,000,000
Less: QIO Expenses	2,223,050
Net QIO Proceeds	113,776,950

Use of Net proceeds from QIO

Net proceeds from QIO will be used for Cold Storage Building, Modern research and development and Seed Production and QIO expenses.

Details of the amount to be used for each purpose are as under:

Sl.	Particulars	Amount in BDT	Implementation Schedule
1	Cold Storage Building at Savar Dhaka	24,500,000	Within 06 months of QIO fund received.
2	Storage Building-1 (Including Site Office)	20,250,000	Within 06 months of QIO fund received.
3	Storage Building -2 (Including Site Office)	22,500,000	Within 06 months of QIO fund received.
4	Modern research & development, Seed Production and others	46,526,950	Within 03 months of QIO fund received.
	Sub Total	113,776,950	

1. Cold Storage Building

Krishibid Seed Limited				
Budget for Hybrid Paddy and Vegetable Godown (Cold Storage)				
Sl.	Particulars	Area/ Capacity/Qty	Unit	Assets at Cost (BDT) approx.
Buildings:				
1	Civil and Steel Structure for storage and office space	5,000	Sft	7,500,000
2	1500 ton capacity cold Storage System			17,000,000
	Total			24,500,000

2. Storage Building including office-1

Krishibid Seed Limited				
Budget for OP Paddy & Hybrid Vegetable Godown				
Sl.	Particulars	Area/ Capacity/Qty	Unit	Assets at Cost (BDT) approx.
Buildings:				
1	Civil and Steel Structure for storage and office space	13,500	Sft	20,250,000
	Total			20,250,000

3. Storage Building including office-2

Krishibid Seed Limited				
Budget for OP Paddy & Hybrid Vegetable Godown				
Sl.	Particulars	Area/ Capacity/Qty	Unit	Assets at Cost (BDT) approx.
Buildings:				
1	Civil and Steel Structure for storage and office space	15,000	Sft	22,500,000
	Total			22,500,000

(b) Where the sponsors' contribution or privately placed fund has been brought prior to the qualified investor offer and has already been deployed by the issuer, indication of use of such funds in the cash flow statement;

Utilization of the total amount of paid-up capital:

Year	Fund utilized for	Amount in BDT	Reflected in cash flows
2016-2017	Preliminary Expenses & Working capital	9,600,000	Preliminary Expenses under the head investing activities. Payment to suppliers and Others under the head operating activities. The figure is included in a total amount of fixed assets acquired under the head of Investing Activities.
2019-2020	Plant & Machinery, Working capital & short term loan adjusted	90,400,000	Payment to suppliers and Others under the head operating activities. The figure is included in a total amount of fixed assets acquired under the head of Investing Activities. Other operating Expenses
2020-2021	Plant & Machinery, Working capital & short term loan adjusted	84,000,000	Payment to suppliers and Others under the head operating activities. Other operating Expenses The figure is included in a total amount of fixed assets acquired under the head of Investing Activities. The figure is included in Adjustment of Short Term Loan, under Financing Activities. Payment to suppliers under the head Construction activities.
Total		184,000,000	

(c) If one of the objects is an investment in a joint venture, a subsidiary, an associate or any acquisition, details of the form of investment, nature of benefit expected to accrue to the issuer as a result of the investment, brief description of business and financials of such venture:

The Company has no objects to investment in such type of ventures by using QIO proceeds.

(d) If QIO proceeds are not sufficient to complete the project, then source of additional fund must be mentioned. In this connection, copies of contract to meet the additional funds are required to be submitted to the Commission. The means and source of financing, including details of bridge loan or other financial arrangement, which may be repaid from the proceeds of the issue along with utilization of such funds:

QIO proceeds are sufficient to complete the intended objective.

(e) A schedule mentioning the stages of implementation and utilization of funds received through qualified investors' offer in a tabular form, progress made so far, giving details of land acquisition, civil works, installation of plant and machinery, the approximate date of completion of the project and the projected date of full commercial operation etc. The schedule shall be signed by the Chief Executive Officer or Managing Director, Chief Financial Officer and Chairman on behalf of Board of Directors of the issuer:

A Schedule of stage of implementation and utilization of fund

Sl.	Particulars	Progress made so far	Approximate date of Completion	Projected date of full commercial operation
01	Land acquisition	Done	Done	Done
02	Land development	Done	Done	Done

03	Cold Storage Building at Savar Dhaka	Land acquisition and Land development is done.	Within 06 months of QIO fund received.	Within 6 month of the completion of the project
04	Storage Building including office-1	Land acquisition and Land development is done.	Within 06 months of QIO fund received.	Within 6 month of the completion of the project
05	Storage Building -2 (Including Site Office)	Land acquisition and Land development is done.	Within 06 months of QIO fund received.	Within 6 month of the completion of the project -
06	Modern research and development and Seed Production	Nil	Within 03 months of QIO fund received.	Within 03 months of QIO fund received.

Sd/- Sharif Mohammad Taslim Reza Managing Director	Sd/- Md. Abdul Karim Chief Financial Officer	Sd/- Dr. Md. Ali Afzal Chairman on behalf of Board of Directors
---	---	---

Date: 08 November 2021

(f) If there are contracts covering any of the activities of the issuer for which the proceeds of sale of securities are to be used, such as contracts for the purchase of land or contracts for the construction of buildings, the issuer shall disclose the terms of such contracts, and copies of the contracts shall be closed as annexure to the prospectus:

There is no such contract yet to be engaged by the Company.

(g) If one of the objects of the issue is utilization of the issue proceeds for working capital, basis of estimation of working capital requirement along with the relevant assumptions, reasons for raising additional working capital substantiating the same with relevant facts and figures and also the reasons for financing short with long term investments and an item wise break-up of last three years working capital and next two years projection:

The company will not utilize the issue proceed for working capital.

(h) Where the issuer proposes to undertake one or more activities like diversification, modernization, expansion, etc., the total project cost activity-wise or project wise, as the case may be:

The Company has a plan to implement the expansion by using QIO proceeds, which have been mentioned in use of proceeds section in this prospectus.

(i) Where the issuer is implementing the project in a phased manner, the cost of each phase, including the phases, if any, which have already been implemented:

The Company has a plan to implement the expansion by using QIO proceeds, which have been mentioned in use of QIO Proceeds and project implementation schedule.

(j) The details of all existing or anticipated material transactions in relation to utilization of the issue proceeds or project cost with sponsors, directors, key management personnel, associates and group companies:

There is no such material transaction with sponsors, directors, key management personnel, associates and group companies in relation to utilization of the issue proceeds.

(k) Summary of the project appraisal or feasibility report by the relevant professional not connected with the issuer, issue manager and registrar to the issue with cost of the project and means of finance, weaknesses and threats, if any, as given in the appraisal or feasibility report:

The company will use the net proceed from QIO to existing project expansion. Therefore, summery of the project appraisal or feasibility report is not applicable.

CHAPTER (XX): LOCK-IN

(a) Provisions for lock in as per these Rules;

All ordinary shares of the issuer at the time of according consent shall be subject to lock-in for 1 (one) year:

Provided that ordinary shares converted from any other type of securities shall also be subject to lock-in for 1 (one) year.

(b) Statement of securities to be locked in for each shareholder along with BO account number, lock-in period and number of securities to be locked-in.

Sl.	Name of the Shareholders	Position	BO IDs	Number of Securities to be locked in	Pre QIO %	Lock-in period
1	Krishibid Firm Ltd., Represented By Dr. Md. Ali Afzal	Chairman	1605070068800987	1,190,000	6.47%	1 year
2	Glorious Lands And Development Ltd. Represented By Dr. Md. Rafiqul Islam Sarker	Director	1605070068800952	5,370,000	29.18%	1 year
3	Krishibid Multipurpose Co- Operative Ltd., Represented By Sharif Mohammad Taslim Reza	Managing Director	1605070068803021	750,000	4.08%	1 year
4	Krishibid Feed Ltd. Represented By Dr. Abdul Hamid,	Director	1604530074507767	1,950,000	10.60%	1 year
5	Krishibid Salt Ltd. Represented By Dr. Md. Shahjahan,	Director	1604530074507577	750,000	4.08%	1 year
6	Krishibid Printing & Publication Represented By Dr. Gour Pada Das	Director	1604530074507170	750,000	4.08%	1 year
7	Taslima Yesmin	Director	1203920074505203	750,000	4.08%	1 year
8	Dr. Md. Shafiqul Aktar	Shareholder	1602770073754160	110,000	0.60%	1 year
9	Md. Abdullah -Hil- Hafiz	Shareholder	1204090072401797	60,000	0.33%	1 year
10	Dr. Md. Motiar Rahman	Shareholder	1605070068803102	130,000	0.71%	1 year
11	Krishi Foundation Represented by Kbd. Tariq Hassan	Shareholder	1605070068803102	110,000	0.60%	1 year
12	Dr. Md. Ali Afzal	Shareholder	1605070073717893	110,000	0.60%	1 year
13	Mohi Uddin Mahboob	Shareholder	1602770073752450	160,000	0.87%	1 year
14	Mohammad Afsar Hossain	Shareholder	1202420007677174	160,000	0.87%	1 year
15	Rajib Hasan	Shareholder	1203970028904800	110,000	0.60%	1 year
16	Dr. Md. Alek Mondal	Shareholder	1604530074506275	120,000	0.65%	1 year
17	Halima Sayeed Jasmin	Shareholder	1205670072484483	160,000	0.87%	1 year
18	Prof. Dr. Mahbub Mostofa	Shareholder	1602770073748295	10,000	0.05%	1 year
19	Rebeka Sultana	Shareholder	1203260073800863	110,000	0.60%	1 year
20	Mohammad Abul Kalam Azad	Shareholder	1203020028275075	160,000	0.87%	1 year
21	Dr. Gour Pada Das	Shareholder	1203260072383509	110,000	0.60%	1 year
22	Abu Taher	Shareholder	1203490072165490	10,000	0.05%	1 year

23	Dr. Tanima Sharmin	Shareholder	1604530074506481	120,000	0.65%	1 year
24	Dr. Md. Elahi Baksh	Shareholder	1204250074368198	120,000	0.65%	1 year
25	Dr. Md. Golam Mortuza	Shareholder	1201700072890495	170,000	0.92%	1 year
26	Mrs. Fatima Sultana	Shareholder	1203260072062806	50,000	0.27%	1 year
27	Prof. Dr. Khandaker Md. Mostafizur Rahman	Shareholder	1201700068800845	180,000	0.98%	1 year
28	Razina Yasmin	Shareholder	1602770073753787	30,000	0.16%	1 year
29	Md. Sirajul Islam Khan	Shareholder	1605070068802895	70,000	0.38%	1 year
30	Md. Monsur Ali	Shareholder	1603700015094121	80,000	0.43%	1 year
31	Shaheena Jahan	Shareholder	1605420047038246	160,000	0.87%	1 year
32	Prof. Dr. M. Obaidul Islam	Shareholder	1202400026674138	250,000	1.36%	1 year
33	Md. Rezaul Karim Khan	Shareholder	1202620009607846	40,000	0.22%	1 year
34	Dr. Mohammad Zulfiqur Ali Firuz	Shareholder	1604530074507922	140,000	0.76%	1 year
35	Mahbubur Rahman	Shareholder	1603700068202090	130,000	0.71%	1 year
36	Dr. Jamilur Rahman	Shareholder	1604530074506125	170,000	0.92%	1 year
37	Dr. S.M. Khorshed Alam	Shareholder	1602770073753257	130,000	0.71%	1 year
38	Md. Harun Or Rashid	Shareholder	1201820074531879	80,000	0.43%	1 year
39	Md. Zamiul Abrar Sami	Shareholder	1203620021605330	50,000	0.27%	1 year
40	Md. Mokles Ur Rahman	Shareholder	1203810045598584	80,000	0.43%	1 year
41	Al Mamun Forazi	Shareholder	1203680074391310	20,000	0.11%	1 year
42	Joushan Ara Begum	Shareholder	1202620009607846	60,000	0.33%	1 year
43	Dr. Md. Ashaduzzaman Siddikee	Shareholder	1604530074535778	50,000	0.27%	1 year
44	Hossain Imam Akand	Shareholder	1605110047071939	60,000	0.33%	1 year
45	A.k.M Ali Imam	Shareholder	1201930069796292	20,000	0.11%	1 year
46	Dr. AKM Abdul Hannan Bhuiyan	Shareholder	1201530001445124	20,000	0.11%	1 year
47	Rashida Begum	Shareholder	1203570064683510	70,000	0.38%	1 year
48	Humayun Kabir	Shareholder	1201890069786145	70,000	0.38%	1 year
49	Mrs. Arzoo Ara Begum	Shareholder	1204180071068282	70,000	0.38%	1 year
50	Dr. Nurul Islam Bhuiyan	Shareholder	1201590030947165	60,000	0.33%	1 year
51	Shaikh Mostafa Zaman	Shareholder	1203140068827255	70,000	0.38%	1 year
52	Dr. Chowdhury Rafia Naheen	Shareholder	1205690074432797	120,000	0.65%	1 year
53	Dr. Ahmed Tariq	Shareholder	1205690074432837	120,000	0.65%	1 year
54	Krishibid Trading Ltd.	Shareholder	1604530074507518	2,400,000	13.04%	1 year

CHAPTER (XXI): DESCRIPTION OF SECURITIES OUTSTANDING OR BEING OFFERED

All types of securities outstanding or being offered with date or proposed date of such issue and to whom those are offered, number of securities and issue or offer price along with the following information:

(a) Dividend voting and preemption rights:

The Share Capital of the company is divided into Ordinary Shares, carrying equal rights to vote and receive dividend in terms of the relevant provisions of the Companies Act 1994 and the Articles of Association of the company. All Shareholders shall have the usual voting rights in person or by proxy in connection with, among others, election of Directors & Auditors and other usual agenda of General Meeting – Ordinary or Extra-ordinary. On a show of hand, every shareholder presents in person and every duly authorized representative of a shareholder present at a General Meeting shall have one vote and on a poll every shareholder present or by proxy shall have one vote for every share held by him or her.

In case of any additional issue of shares for raising further capital the existing shareholders shall be entitled to Right Issue of shares in terms of the guidelines issued by the BSEC from time to time.

(b) Conversion and liquidation rights:

In terms of provisions of the Companies Act 1994, Articles of Association of the Company and other relevant rules in force, the shares of the Company are freely transferable. The Company shall not charge any fee for registering transfer of shares. No transfer shall be made to a firm, an infant or person of unsound mind.

(c) Dividend policy:

Major dividend policy as per memorandum and Articles of Association:

- i. The profit of the Company, subject to any special right relating thereto created or authorized to be created by the Memorandum and subject to the provisions of the Articles of Association, shall be divisible among the members in proportion to the amount of capital paid-up on the shares held by them respectively.
- ii. No large dividend shall be declared than is recommended by the Directors, but the Company in its General Meeting may declare a smaller dividend. The declaration of Directors as to the amount of Net profit of the Company shall be conclusive.
- iii. No dividend shall be payable except out of the profits of the Company or any other undistributed profits. Dividend shall not carry interest as against the Company.
- iv. The Directors may from time to time pay the members such interim dividend as in their judgment the financial position of the Company may justify.
- v. A transfer of shares shall not pass the right to any dividend declared thereon before the registration of transfer.

(d) Other rights of the securities holders:

In terms of the provisions of the Companies Act 1994, Articles of Association of the Company and other relevant rules in force, the shares of the Company are transferable. The Company shall not charge any fee, other than Government duties for registering transfer of shares. No transfer shall be made to a minor or person of unsound mind.

The Directors shall present the financial statements as required under the law & International Accounting Standard. Financial statements will be prepared in accordance with the International Accounting Standards consistently applied throughout the subsequent periods and present with the objective of providing maximum disclosure as per law and International Accounting Standard to the shareholders regarding the financial and operational position of the company. The shareholders shall have the right to receive all periodical statement and reports, audited as well as un audited, published by the company from time to time.

The shareholder holding minimum of 10% shares of paid-up capital of the company shall have the right to requisition of extra ordinary General Meeting of the company as provided for the section 84 of the Companies Act 1994.

CHAPTER (XXII): FINANCIAL STATEMENTS

(a) The latest financial statements prepared and audited by the Commission's panel auditors in adherence to the provisions of the Companies Act, 1994, International Financial Reporting Standards (IFRS) for small and medium sized entities;

**INDEPENDENT AUDITOR'S REPORT
TO THE SHAREHOLDERS OF
KRISHIBID SEED LIMITED**

Report on the Audit of the Financial Statements

Opinion

We have audited the financial statements of Krishibid Seed Limited (the "Company"), which comprise the Statement of Financial Position as at **30 September 2021** and Statement of Profit or Loss and Other Comprehensive Income, Statement of Changes in Equity and Statement of Cash Flows for the year then ended and notes to the financial statements, including a summary of significant accounting policies and other explanatory information.

In our opinion, the accompanying financial statements of the Company give a true and fair view of the financial position of the Company as at **30 September 2021** and of its financial performance and its cash flows for the year then ended in accordance with International Financial Reporting Standards (IFRSs) and other applicable laws and regulations.

Basis for Opinion

We conducted our audit in accordance with International Standards on Auditing (ISAs). Our responsibilities under those standards are further described in the Auditor's Responsibilities for the Audit of the Financial Statements section of our report. We are independent of the Company in accordance with the International Ethics Standards Board for Accountants' Code of Ethics for Professional Accountants (IESBA Code), and we have fulfilled our other ethical responsibilities in accordance with the IESBA Code. We believe that the audit evidence we have obtained is sufficient and appropriate to provide a basis for our opinion.

Key Audit Matters

Key audit matters are those matters that, in our professional judgment, were of most significance in our audit of the financial statements of the current year. These matters were addressed in the context of our audit of the financial statements as a whole, and in forming our opinion thereon, and we do not provide a separate opinion on these matters.

Description of key audit matters	Our response to key audit matters
<p>Valuation of Property, Plant and Equipment (PPE)</p> <p>The carrying value of the PPE amounted to BDT 204,963,347 as at 30 September 2021. The valuation of PPE was identified as a key audit matter due to the significance of this balance to the financial statements. Expenditures are capitalized if they create new or enhance the existing assets, and expensed if they relate to repair or maintenance of the assets. Classification of expenditures involves judgment. The useful lives of PPE items are based on management's estimates regarding the period during which the asset or its significant components will be used. The estimates are based on historical experience and market practice and take into consideration the physical condition of the assets.</p>	<p>Our audit included the following procedures:</p> <ul style="list-style-type: none"> • We reviewed the opening balances of PPE which was audited by ARTISAN Chartered Accountants and we assessed the addition during the year under our audit, checked the related accounting treatment and associated deferred tax as recognized by the company. • We inspected a sample of invoices documents to determine whether the classification between capital and operating expenditure was appropriate; • We evaluated whether the useful lives determined and applied by the management were in line with historical experience and the market price; • We checked whether the depreciation of PPE items was

	<p>commenced timely, by comparing the date of the classification from capital in progress to ready for use, with the date of the act of completion of the work.</p> <ul style="list-style-type: none"> • We performed physical asset verification at the year end, observed procedures of asset acquisition, depreciation and disposal and finally assessed the appropriateness and presentation of disclosures as per relevant accounting standards. <p>[See note number 4.00 for details]</p>
<p>Valuation of Inventory</p>	
<p>The Company had inventory of BDT 53,491,277 at 30th September 2021 which includes Finished Goods, Raw Materials, Packing Materials, Spare Parts and Work in Process etc.</p> <p>Inventory value is measured as follows: Inventories are stated at the lower of cost and net realizable value in accordance with IAS-2 'Inventories'. As result, the management apply judgment in determining the appropriate values for value in use, work-in-progress, values for slow moving or obsolete items and need to apply impairment provision. While excess holding of inventories could impact level of inventories can result in stock outs or irregular supply to the market.</p>	<p>We verified the appropriateness of management's assumptions applied in calculating the value of the inventory provisions by:</p> <ul style="list-style-type: none"> • We evaluated the design and implementation of key inventory controls operating across the company's factory and warehouse; • We challenged the completeness of inventory provisions through assessing actual and forecast sales of inventory lines to assess whether provisions for slow-moving/obsolete stock are valid and complete. • We reviewed the historical accuracy of inventory provisioning and the level of inventory write-offs during the year; • We attended inventory counts and reconciling the count results to the inventory listing to test the completeness of data; • We compared the net realizable value, obtained through a detailed review of sales subsequent to the year-end, to the cost price of a sample of inventories and comparison to the associated provision to assess whether inventory provisions are complete; • We discussed with management about their sales forecasting procedures and ordering of inventories, and inquired about remedial action taken in case of excess or shortage of inventories due to difference in forecast and actual results. <p>[See note number 5.00 for details]</p>

Measurement of Deferred Tax Liabilities	
<p>The Company reported net deferred tax liabilities to totaling BDT as at 870,713 Significant judgment is required in relation to deferred tax liabilities as their recoverability is dependent on forecasts of future profitability over a number of years.</p>	<ul style="list-style-type: none"> • We obtained an understanding, evaluated the design and tested the operational effectiveness of the company over the recognition and measurement and the assumptions used in estimating the future taxable income. • We also assessed the completeness and accuracy of the data used for the estimations of future taxable income. • We involved our tax expertise to assess key assumptions, controls, recognition and measurement of Taxes. • Finally, assessed the appropriateness and presentation of disclosure against IAS 12 Income Tax. <p>[See note number 12.00 for details]</p>
Revenue Recognition	
<p>At year end the Company reported total revenue of BDT 80,140,251 Revenue is measured net of discounts, incentives and rebates earned by customers on the Company's sales.</p> <p>Within a number of the Company's markets, the estimation of discounts, incentives and rebates recognized based on sales made during the year is material and considered to be complex and judgmental. Therefore, there is a risk of revenue being misstated as a result of faulty estimations over discounts, incentives and rebates.</p> <p>There is also a risk that revenue may be overstated due to fraud through manipulation of the discounts, incentives and rebates recognized resulting from the pressure of local management may feel to achieve performance targets.</p>	<p>We have tested the design and operating effectiveness of key controls focusing on the following:</p> <ul style="list-style-type: none"> • Calculation of discounts, incentives and rebates; • Segregation of duties in invoice creation and modification; and • Timing of revenue recognition. <p>Our substantive procedures in relation to the revenue recognition comprises the following:</p> <ul style="list-style-type: none"> • Obtaining supporting documentation for sales transactions recorded either side of year end as well as credit notes issued after the year end date to determine whether revenue was recognized in the correct period; • Within a number of the Company's markets, comparing current year rebate accruals to the prior year and, where relevant, completing further inquiries and testing. • Agreeing a sample of claims and rebate accruals to supporting documentation; • Critically assessing manual journals posted to revenue to identify unusual or irregular items; and • Finally assessed the appropriateness and presentation of disclosure against relevant accounting standards. <p>[See note number 17.00 for details]</p>

Employee Benefits	
<p>(a) Short-term employee benefits, such as the following, if expected to be settled wholly before twelve months after the end of the annual reporting period in which the employees render the related services:</p> <ul style="list-style-type: none"> (i) wages, salaries and social security contributions; (ii) paid annual leave and paid sick leave; (iii) profit sharing and bonuses; and (iv) non-monetary benefits (such as medical care, housing, cars and free of subsidized goods or services) for current employees; 	<p>The objectives of this standard are to prescribe the accounting and disclosure for employee benefits. The standard requires an entity to recognize;</p> <ul style="list-style-type: none"> (a) a liability when an employee has provided service in exchange for employee benefits to be paid in the future; and (b) an expense when the entity consumes the economic benefit arising from service provided by an employee in exchange for employee benefits. (c) The company has no any other long-term employee benefits, such as following: <ul style="list-style-type: none"> (i) long-term paid absences such as long-service leave or sabbatical leave; (ii) jubilee or other long-service benefits; and (iii) long-term disability benefits; and (d) Termination benefits

Other information

Management is responsible for the other information. The other information comprises all of the information included in the Annual Report other than the financial statements and our auditor's report thereon. The Annual Report is expected to be made available to us after the date of this auditors' report.

Our opinion on the financial statements does not cover the other information and we do not express any form of assurance conclusion thereon.

In connection with our audit of the financial statements, our responsibility is to read the other information identified above when it becomes available and, in doing so, consider whether the other information is materially inconsistent with the financial statements or our knowledge obtained in the audit or otherwise appears to be materially misstated.

Responsibilities of Management and Those Charged with Governance for the Financial Statements

Management is responsible for the preparation and fair presentation of the financial statements in accordance with International Financial Reporting Standards (IFRSs) and for such internal control as management determines is necessary to enable the preparation of financial statements that are free from material misstatement, whether due to fraud or error.

In preparing the financial statements, management is responsible for assessing the Company's ability to continue as a going concern, disclosing, as applicable, matters related to going concern and using the going concern basis of accounting unless management either intends to liquidate the Company or to cease operations, or has no realistic alternative but to do so.

Those charged with governance are responsible for overseeing the Company's financial reporting process.

Auditor's Responsibilities for the Audit of the Financial Statements

Our objectives are to obtain reasonable assurance about whether the financial statements as a whole are free from material misstatement, whether due to fraud or error, and to issue an auditor's report that includes our opinion. Reasonable assurance is a high level of assurance, but is not a guarantee that an audit conducted in accordance with

International Standards on Auditing (ISAs) will always detect a material misstatement when it exists. Misstatements can arise from fraud or error and are considered material if, individually or in the aggregate, they could reasonably be expected to influence the economic decisions of users taken on the basis of these financial statements

As part of an audit in accordance with International Standards on Auditing (ISAs), we exercise professional judgment and maintain professional skepticism throughout the audit. We also:

- Identify and assess the risks of material misstatement of the financial statements, whether due to fraud or error, design and perform audit procedures responsive to those risks, and obtain audit evidence that is sufficient and appropriate to provide a basis for our opinion. The risk of not detecting a material misstatement resulting from fraud is higher than for one resulting from error, as fraud may involve collusion, forgery, intentional omissions, misrepresentations, or the override of internal control.
- Obtain an understanding of internal control relevant to the audit in order to design audit procedures that are appropriate in the circumstances, but not for the purpose of expressing an opinion on the effectiveness of the Company's internal control.
- Evaluate the appropriateness of accounting policies used and the reasonableness of accounting estimates and related disclosures made by management.
- Conclude on the appropriateness of management's use of the going concern basis of accounting and, based on the audit evidence obtained, whether a material uncertainty exists related to events or conditions that may cast significant doubt on the Company's ability to continue as a going concern. If we conclude that a material uncertainty exists, we are required to draw attention in our auditor's report to the related disclosures in the financial statements or, if such disclosures are inadequate, to modify our opinion. Our conclusions are based on the audit evidence obtained up to the date of our auditor's report. However, future events or conditions may cause the Company to cease to continue as a going concern.
- Evaluate the overall presentation, structure and content of the financial statements, including the disclosures, and whether the financial statements represent the underlying transactions and events in a manner that achieves fair presentation.

We communicate with those charged with governance regarding, among other matters, the planned scope and timing of the audit and significant audit findings, including any significant deficiencies in internal control that we identify during our audit.

We also provide those charged with governance with a statement that we have complied with relevant ethical requirements regarding independence, and to communicate with them all relationships and other matters that may reasonably be thought to bear on our independence, and where applicable, related safeguards.

From the matters communicated with those charged with governance, we determine those matters that were of most significance in the audit of the company's financial statements of the current period and are therefore the key audit matters. We describe these matters in our auditors' report unless law or regulation precludes public disclosure about the matter or when, in extremely rare circumstances, we determine that a matter should not be communicated in our report because the adverse consequences of doing so would reasonably be expected to outweigh the public interest benefits of such communication.

We have not come across any other key audit issue for the year under audit, and as such nothing is reportable.

Report on other Legal and Regulatory Requirements

In accordance with the Companies Act, 1994 and the Securities and Exchange Rules, 1987, we also report the following:

- a) We have obtained all the information and explanations which to the best of our knowledge and belief were necessary for the purposes of our audit and made due verification thereof;
- b) In our opinion, proper books of account as required by law have been kept by the Company so far as it appeared from our examination of those books;
- c) The statement of financial position and statement of profit or loss and other comprehensive income together with the annexed notes dealt with by the report are in agreement with the books of account and returns; and
- d) The expenditure incurred was for the purposes of the Company's business.

Place: Dhaka
Date: November 14, 2021

Sd/-
AFM Alamgir, FCA
Chief Executive Partner
ARTISAN
Chartered Accountants
DVC: 2111180268AS741847

KRISHIBID SEED LIMITED
Statement of Financial Position
As at 30 September, 2021

Particulars	Notes	Amount in Taka	
		30- September - 2021	30- June- 2021
ASSETS:			
Non-Current Assets			
Property, Plant and Equipment-Carrying Amount	4.00	204,963,347	183,491,832
Current Assets			
Inventories	5.00	53,491,277	46,755,304
Trade Receivables	6.00	58,287,007	57,388,024
Advances Against Land Purchase	7.00	30,097,542	-
Advances, Deposits & Pre-payments	8.00	22,402,663	19,453,082
Cash & Cash Equivalents	9.00	11,114,542	21,376,614
TOTAL ASSETS		380,356,378	328,464,855
SHAREHOLDERS' EQUITY AND LIABILITIES:			
Shareholders' Equity			
Share Capital	10.00	184,000,000	106,000,000
Share Money Deposits	10.01	-	45,000,000
Retained Earnings	11.00	47,010,895	38,441,766
Non-Current Liabilities			
Deferred Tax Liabilities	12.00	870,713	508,482
Current Liabilities			
Short Term Borrowings	13.00	140,210,000	129,940,000
Trade Payables	14.00	340,139	1,854,218
Liabilities for Expenses	15.00	2,831,720	2,777,448
Liability for Current Tax	16.00	5,092,910	3,942,940
TOTAL SHAREHOLDERS' EQUITY AND LIABILITIES		380,356,378	328,464,855
Net Assets Value (NAV) Per Share	26.00	12.60	17.92

The accounting policies and explanatory notes are an integral part of the Financial Statements.

Sd/-
Managing Director

Sd/-
Director

Sd/-
Company Secretary

Signed in terms of our separate report of even date annexed

Dated: 14 November, 2021
Place: Dhaka

Sd/-
(AFM Alamgir, FCA)
Chief Executive Partner
ARTISAN
Chartered Accountants

KRISHIBID SEED LIMITED
Statement of Profit or Loss and Other Comprehensive Income
For the Period from 01 July 2021 to 30 September- 2021

Particulars	Notes	Amount in Taka			
		30 -Sep-2021	30 -Sep-2020	30 -Jun- 2021	30 -Jun- 2020
Revenue	17.00	80,140,251	57,482,033	221,797,628	189,928,130
Cost of Goods Sold	18.00	(62,580,275)	(44,983,947)	(173,243,062)	(150,720,495)
Gross Profit		17,559,976	12,498,085	48,554,566	39,207,635
Operating Expenses		(4,152,514)	(3,310,082)	(13,328,834)	(11,816,688)
Administrative Expenses	19.00	(1,657,436)	(1,288,075)	(5,110,269)	(4,266,499)
Selling and Marketing Expenses	20.00	(2,495,078)	(2,022,007)	(8,218,565)	(7,550,189)
Operating Profit		13,407,462	9,188,004	35,225,732	27,390,947
Non-Operating Expenses		(2,822,067)	(3,725,254)	(12,387,197)	(14,829,233)
Other Income		-	-	18,654	-
Financial Expenses	21.00	(2,822,067)	(3,725,254)	(12,405,851)	(14,829,233)
Profit before Income Tax		10,585,395	5,462,750	22,838,535	12,561,714
WPPF Expenses	22.00	(504,066)	(149,544)	(1,087,549)	(598,177)
Net Profit before Tax		10,081,329	5,313,206	21,750,985	11,963,537
Income Tax Expenses		(1,512,199)	(759,997)	(3,014,059)	(1,391,514)
Current Tax	23.00	(1,149,969)	(510,250)	(2,661,609)	(1,235,481)
Deferred Tax	24.01	(362,230)	(249,748)	(352,449)	(156,033)
Net Profit after Tax		8,569,130	4,553,209	18,736,927	10,572,023
Total Comprehensive income		8,569,130	4,553,209	18,736,927	10,572,023
Basic Earnings Per Share (EPS)	25.00	0.60	0.46	1.87	4.71

Sd/-
Managing Director

Sd/-
Director

Sd/-
Company Secretary

Dated: 14 November, 2021
Place: Dhaka

Sd/-
(AFM Alamgir, FCA)
Chief Executive Partner
ARTISAN
Chartered Accountants

KRISHIBID SEED LIMITED
Statement of Changes in Equity
For the Period from 01 July 2021 to 30 September 2021

(Amount in Taka)

Particulars	Ordinary Share Capital	Share Money Deposit	Retained Earnings	Total
Balance as on July 01, 2021	106,000,000	45,000,000	38,441,766	189,441,766
New Share issued during this year	78,000,000	-	-	78,000,000
Share money Deposit	-	(45,000,000)	-	(45,000,000)
Net Profit after Tax	-	-	8,569,130	8,569,130
Balance as on Sep. 30, 2021	184,000,000	-	47,010,895	231,010,895

KRISHIBID SEED LIMITED
Statement of Changes in Equity
For the Period from 01 July 2020 to 30 September 30, 2020

(Amount in Taka)

Particulars	Ordinary Share Capital	Share Money Deposit	Retained Earnings	Total
Balance as on July 01, 2020	100,000,000	-	19,704,839	119,704,839
Share issued during this year	-	-	-	-
Net Profit after Tax	-	-	4,553,209	4,553,209
Balance as on September 30, 2020	100,000,000	-	24,258,048	124,258,048

KRISHIBID SEED LIMITED
Statement of Changes in Equity
For the year ended June 30, 2021

(Amount in Taka)

Particulars	Ordinary Share Capital	Share Money Deposit	Retained Earnings	Total
Balance as on July 01, 2020	100,000,000	-	19,704,839	119,704,839
New Share issued during this year	6,000,000	-	-	6,000,000
Share Money Deposit	-	45,000,000	-	45,000,000
Net Profit after Tax	-	-	18,736,927	18,736,927
Balance as on June 30, 2021	106,000,000	45,000,000	38,441,766	189,441,766

Sd/-
Managing Director

Sd/-
Director

Sd/-
Company Secretary

Dated: 14 November, 2021
Place: Dhaka

Sd/-
(AFM Alamgir, FCA)
Chief Executive Partner
ARTISAN
Chartered Accountants

KRISHIBID SEED LIMITED
Statement of Cash Flow
For the Period from 01 July 2021 to 30 September 2021

Particulars	Notes	Amount in Taka		
		30- Sep-2021	30 -Sep-2020	30 -Jun- 2021
A. Cash Flows from Operating Activities:				
Cash Received from Customers		79,241,268	61,932,769	214,210,831
Payment to Suppliers		(69,796,434)	(51,464,210)	(197,524,783)
Cash payment to Employees & others		(4,493,976)	(2,708,167)	(12,428,470)
Cash paid for others expense		(3,464,271)	(2,486,099)	-
Cash Generated from Operation		1,486,587	5,274,292	4,257,579
Income Tax paid		-	-	(2,242,396)
Net Cash Generated from Operating Activities		1,486,587	5,274,292	2,015,183
B. Cash Flows from Investing Activities:				
Acquisition of Property, Plant and Equipment		(22,151,238)	(2,838,989)	(39,668,896)
Advances Against Land Purchase		(30,097,542)	-	-
Net Cash Used in Investing Activities		(52,248,780)	(2,838,989)	(39,668,896)
C. Cash Flows from Financing Activities:				
Net Received / (Payment) Short Term Borrowings		10,270,000	2,274,424	16,710,210
Increase / Decrease Share Money Deposits		(45,000,000)	-	45,000,000
Increase / Decrease Issuance of Share Capital		78,000,000	-	6,000,000
Net Payment for Financial Expenses		(2,769,880)	(3,707,308)	(12,352,015)
Net Cash flows from Financing Activities		40,500,120	(1,432,885)	55,358,195
D. Increase/(Decrease) in Cash and Cash Equivalents(A+B+C)		(10,262,073)	1,002,419	17,704,482
E. Cash and Cash equivalents at the beginning of the year		21,376,615	3,672,133	3,672,133
F. Cash and Cash Equivalents at the End of the Year (D+E)		11,114,542	4,674,552	21,376,615
Net Operating Cash Flows Per Share (NOCFPS)	28.00	0.10	0.53	0.20

Sd/-
Managing Director

Sd/-
Director

Sd/-
Company Secretary

Dated: 14 November, 2021
Place: Dhaka

Sd/-
(AFM Alamgir, FCA)
Chief Executive Partner
ARTISAN
Chartered Accountants

KRISHIBID SEED LIMITED.
Notes, Comprising of Significant Accounting Policy and Other Explanatory Information
For the Period from 01Jul 2021 to 30 Sep 2021

1.00 REPORTING ENTITY

1.01 Background of the Company

The company namely "KRISHIBID SEED LIMITED" was incorporated on 28 September 2016 vide registration no. C-133217/2016 as a public limited company in Bangladesh under the Companies Act, 1994.

1.02 Registered Office of the Company

The registered office of the Company is located at 801, Rokeya Sharani, Kazi Para, Mirpur, Dhaka, Bangladesh.

1.03 Nature of the business

The Principal activity and the nature of the business of the Company is to producing and importing of different kinds of quality seeds like Vegetables, Maize, Rice, Wheat, Oil, Pulse, Grass, Potato, etc. which are sold in local market.

2.00 BASIS OF PREPARATION AND PRESENTATION OF FINANCIAL STATEMENTS

2.01 Statements of Compliance:

The Financial Statements of the Company are prepared on a going concern basis under historical cost convention and in accordance with the International Accounting Standards (IASs) and International Financial Reporting Standards (IFRSs), the Securities and Exchange Rules, 1987, the Companies Act, 1994, Income Tax Ordinance, 1984, Income Tax Rules, 1984, Value Added Tax and Supplementary Duty Act, 2012, Value Added Tax and Supplementary Duty Rules, 2016, Bangladesh Labor Act, 2006 (Amendment 2013) and other laws and regulations are applicable for the Company.

2.02 Going Concern

Management have assessed the going concern assumptions during the preparation of the financial statements of the company, Management believe that no events or conditions give rise to doubt about the ability of the company to continue in operation in the foreseeable future. This conclusion is drawn based on knowledge of the company, the estimated economic outlook and related identified risks and uncertainties. It has been concluded that it is reasonable to apply the going concern concept as the underlying assumption for the financial statements

During the year the company has achieved of profit of Tk. **85,69,130** /- which is a significant increase in comparison with the previous periods and which is considered as sufficient by the management of the company to meet its current liability and pay debts when they fall due.

2.03 Accrual Basis

The financial statements have been prepared, except cash flows information, using the accrual basis of accounting.

2.04 Components of the Financial Statements

According to IAS 1 Presentation of Financial Statements the complete set of financial statement includes the following components: -

- a) Statement of financial position as at 30 September 2021.
- b) Statement of profit or loss and other comprehensive income for the year ended 30 September 2021.
- c) Statement of changes in equity for the year ended 30 September 2021.
- d) Statement of cash flows for the year ended 30 September 2021. and
- e) Notes, comprising of significant accounting Policy and Other explanatory information.

2.05 Use of Estimates and Judgments

The preparation of financial statements in conformity with IFRSs requires management to make judgments, estimates, and assumptions that affect the application of policies and reported amounts of assets and liabilities,

the disclosure of contingent assets and liabilities, and the reported amounts of income and expense. The estimates and underlying assumptions are based on historical experience and other factors that are believed to be reasonable under the circumstances. The estimates and underlying assumptions are reviewed on an ongoing basis.

2.06 Responsibility for Preparation and Presentation of Financial Statements

The Board of Directors is responsible for the preparation of financial statements under section 183 of the Companies Act, 1994 and as per the Conceptual Framework for Financial Reporting.

2.07 Statement of Cash Flows

Statement of Cash Flows has been prepared in accordance with IAS 7 Statement of Cash Flows and the cash flows from the operating activities have been presented under direct method considering the provisions of Paragraph 19 of IAS 7 which provides that "Entities are encouraged to report cash flows from operating activities using the direct method" and as per requirement of the Securities and Exchange Rules, 1987.

As per Bangladesh Securities and Exchange Commission Notification No. BSEC/CMRRCD/2006158 /208/Admin/81 dated 08 August 2018, Cash Flows from operating activities has been reconciled with net income using the indirect method.

2.08 Applicable accounting standards

The following IASs and IFRSs are applicable for the financial statements for the year under review:

IASs:

IAS 1	Presentation of Financial Statements;
IAS 2	Inventories;
IAS 7	Statement of Cash Flows;
IAS 8	Accounting Policies, Changes in Accounting Estimates and Errors;
IAS 10	Events after the Reporting Period;
IAS 12	Income Taxes;
IAS 16	Property, Plant and Equipment;
IAS 19	Employee Benefits;
IAS 23	Borrowing Costs;
IAS 24	Related Party Disclosures;
IAS 32	Financial Instruments: Presentation;
IAS 33	Earnings per Share;
IAS 36	Impairment of Assets;

IFRSs:

IFRS 7	Financial Instruments: Disclosures;
IFRS 8	Operating Segments;
IFRS 9	Financial Instruments;
IFRS 13	Fair Value Measurement;
IFRS 15	Revenue from Contracts with Customers.

2.09 Property, Plant and Equipment (PPE)

All Property, Plant and Equipment are stated at cost less accumulated depreciation as per IAS 16 Property, Plant and Equipment. The cost of acquisition of an asset comprises of its purchase price and any directly attributable cost of bringing the asset to its working condition for its intended use inclusive of inward freight, duties and non- refundable taxes.

The cost of replacing part of an item of property, plant and equipment is recognized in the carrying amount of the item if it is probable that the future economic benefits embodied within the part will flows to the Company and its costs can be measured reliably. The cost of the day to day maintaining cost on PPE is recognized in the Statements of Profit or Loss and other Comprehensive Income as incurred.

a) Depreciation

Depreciation on Property, Plant and Equipment other than Land and Land development has been computed during the year using the reducing balance method. Depreciation has been charged on addition when the related Property, Plant and Equipment are available for use as per management intention. Depreciation has charged as following rate:

Name of Assets	Rate	Rate
	30 September 2021	30 June 2021
Land & Land Developments	0%	0%
Storage Building	5%	5%
Factory Furniture & Fixtures	10%	10%
Electrical Equipment & Installation	10%	10%
Office Furniture	10%	10%
Office Equipment & Decoration	10%	10%
De- Humidifier	10%	10%
Seed Cylinder	10%	10%
Grader Machine	10%	10%

b) Capitalization of Borrowing Costs

Borrowing costs that are directly attributable to acquisition, construction or production of a qualifying asset included in the cost of those assets in compliance with IAS 23 Borrowing Costs. In this year no borrowing costs have been capitalized.

c) Retirement and Disposals:

On retirement or otherwise disposal of fixed assets, the cost and accumulated depreciation are eliminated and any gain or loss on such disposal is reflected in the statement of profit or loss and other comprehensive income, which is determined with reference to the net book value of the assets and the net sales proceeds. Depreciation has been charged on disposal assets up to the date of disposal. There is no such retirement on disposals of assets during the year.

d) Impairment

The carrying values of all Property, Plant and Equipment are reviewed for impairment on annual basis to assess whether there is any indication that the assets might be impaired. It is confirmed that no such fixed assets have been impaired during the year and for this reason no provision has been made for impairment of assets as per IAS 36 Impairment of Assets.

2.10 Borrowing Costs

As per the requirements of IAS 23 Borrowing Costs the borrowing costs that are directly attributable to the acquisition/construction of plant and machinery and civil construction are capitalized. All other borrowing costs are recognized in profit or loss in the year in which they are incurred.

2.11 Revenue Recognition

In compliance with the requirements of IFRS 15 Revenue from Contracts with Customers, are recognized under the following steps:

- a) Identify the contracts with customer;
- b) Identify the performance obligations in the contracts;
- c) Determine the transaction price;
- d) Allocate the transaction price to the performance obligation in the contracts;
- e) Recognize revenue when (or as) a performance obligation is satisfied.

We followed all the above five steps and recognize revenue when a performance obligation is satisfied.

2.12 Valuation of Current Assets

Accounts Receivable

Accounts receivable are created at original invoice amount, there is no evidence of a risk of non-payment, the full amount of accounts receivable is considered collectable.

Inventories

Inventories are carried at the lower of cost and net realizable value whichever is lower as prescribed by IAS 2 Inventories. The cost of inventories comprises of expenditure incurred in the normal course of business in bringing the inventories to their present location and condition. Net realizable value is based on estimated selling price less any further costs expected to be incurred to make the sale.

2.13 Provisions

A provision is recognized in the statement of financial position when the company has a legal or constructive obligation as a result of a past event, it is probable that an outflow of economic benefits will be required to settle the obligation and a reliable estimate can be made of the amount of the obligation. Provision is ordinarily measured at the best estimate of the expenditure required to settle the present obligation at the date of statement of financial position.

2.14 Employees' Benefit

The company maintains Short Term Employee Benefits as per IAS 19 Employee Benefits.

Short Term Employee Benefits

Short-term employee benefits include wages, salaries, festival bonuses etc. Obligations for such benefits are measured on an undiscounted basis and are expensed as the related service is provided.

Workers Profit Participation Fund (WPPF)

The company did not provide for workers' profit participation fund in the financial statement violating the contents of Bangladesh Labor Act 2006 as amended 2013 and reflected overstated Earning per share (EPS) in the face of the financial statement. The provision had been made for Workers Profit Participation fund at a rate of 5% on the profit of the company.

2.15 Advances, Deposits and Prepayments

Advances are initially measured at cost. After initial recognition advances are carried at cost less deduction/ adjustment/ transfer to respective account heads such as property, plant and equipment, inventory or expenses.

Deposits and prepayments are measured at payment value.

2.16 Segment Reporting

An operating segment is a component of the company that engages in business activities from which it may earn revenues and incurred expenses. All operating segments are regularly reviewed by chief operating decision maker of the company, to make decisions about resources to be allocated to the segment and to assess its performance to the extent discrete financial information is available. The company is performing on the basis of one items and management has identified one operating segment such as Seeds operating segments as per IFRS 8.

2.17 Functional and Presentational Currency.

The financial statements are prepared in Bangladeshi Taka which is the Company's functional and presentational currency. The amounts in these financial statements have been rounded off to the nearest Taka.

2.18 Income Tax

Income tax expense comprises of current and deferred tax. Income tax expense is recognized in the Statement of Profit or Loss and Other Comprehensive Income and accounted in accordance with the requirements of IAS 12 Income Taxes.

Current Tax

Current tax is the expected tax payable on the taxable income for the financial year, using tax rates enacted or subsequently enacted after the reporting date and any adjustment to tax payable in respect of previous years. Provision for taxation is calculated on the basis of applicable current tax rate in compliance with Finance Act, 2019. For Seeds, current tax has been calculated as per SRO No. 199/2015, Income Tax Ordinance, 1984 (Ordinance No. XXXVI of 1984) Sec 44 and sub-section (4) clause (b),

The slab rate -

Amount of Income	Tax Rate
1 st 10,00,000	3%
Next 20,00,000	10%
Remaining balance	15%

2.19 Earnings per share

The company calculates Earnings per Share (EPS) in accordance with IAS 33 Earnings per Share which has been shown on the face of the Profit or Loss and Other Comprehensive Income.

Basic Earnings per Share

This has been calculated in compliance with the requirements of IAS 33 Earnings per Share by dividing the basic earnings attributable to the ordinary shareholders by the weighted average number of ordinary shares outstanding during the year.

Diluted Earnings per Share

No diluted earnings per share are required for the year since there is no scope of dilution of share during the year under review.

2.20 Financial Instruments

A financial instrument is any contract that gives rise to a financial asset to one entity and a financial liability or equity instrument to another entity as per IFRS 9 Financial Instruments.

Financial Assets:

Financial assets of the company include cash and cash equivalents, equity instrument to another entity, Trade receivables and other receivables. The company initially recognizes a financial asset in its statement of financial position when, and only when, the company becomes a party to the contractual provision of the instrument. The company derecognize a financial asset when, and only when; the contractual rights to the cash flows from the financial asset expire or transfer the contractual rights to receive the cash flows of the financial asset.

Financial Liabilities:

The when, and only when, the company becomes a party to the contractual provision of the instrument. The company derecognizes a financial liability from its statement of financial position when, and only when, it is extinguished, that is when the obligation specified in the contract is discharged or cancelled or expires.

2.21 Cash and Cash Equivalents

Cash and cash equivalents include cash in hand, in transit and with banks on current and deposit accounts which are held and available for use by the company without any restriction. There is insignificant risk of change in value of the same.

2.22 Authorization date for issuing Financial Statements

The financial statements were authorized by the Board of Directors on 01 November 2021.

2.23 Comparative Information

Comparative information has been disclosed in respect of previous year for all numeric information in the financial statements and also the narrative and descriptive information where it is relevant for understanding of the current year's financial statement.

2.24 Related Party Disclosures

The company carried out a number of transactions with related parties in the normal course of business and on arms' length basis. The information as required by IAS 24 Related Party Disclosures, significant related party transactions are disclosed in notes to the Financial Statements.

2.25 Events after the Reporting Period

Events after the reporting period are those events, favorable and unfavorable, that occur between the end of the reporting period and the date when the financial statements are authorized for issue. Two types of events can be identified:

Adjusting Events - those that provide evidence of conditions that existed at the end of the reporting period.

None adjusting Events- those that are indicative of conditions that arose after the reporting period.

Management has taken close look whether any events after the reporting period exist that need to take into account during the preparation of financial reports. No event after the reporting period exists and management has prepared the financial reports in accordance.

2.26 Measurement of Fair Values:

When measuring the fair value of an asset or a liability, the company uses market observable data as far as possible. Fair values are categorized into different levels in a fair value hierarchy based on the inputs used in the valuation techniques as follows:

- a) Level 1: quoted prices (unadjusted) in active markets for identical assets or liabilities.
- b) Level 2: inputs other than quoted prices included in level 1 that are observable for asset or liability, either directly (i.e. as prices) or indirectly (i.e. derived from prices).
- c) Level 3: inputs for the asset or liability that are not based on observable market data (unobservable inputs).

If the inputs used to measure the fair value of an asset or a liability might be categorized in different levels of the fair value hierarchy, then the fair value measurement is categorized in its entirety in the same level of the fair value hierarchy as the lowest level input that is significant to the entire measurement. The Company recognizes transfers between levels of the fair value hierarchy at the end of the reporting period during which the change has occurred.

2.27 Risk management

According to IFRS 7 Financial Instruments: Disclosures, an entity shall disclose information that enables users of its financial statements to evaluate the nature and extent of risks arising from financial instruments to which the entity is exposed at the end of the reporting period. The Management of the company are reviewed risk management policies, procedures and systems regularly to reflect changes in market conditions and the Company's activities. The Company has exposure to the following risk for its use of financial instruments.

- (a) Credit risk
- (b) Liquidity risk
- (c) Market risk

(a) Credit risk

Credit risk is the risk of a financial loss to the Company if a customer to a financial instrument fails to meet its contractual obligations and arises principally from the Company's receivables.

Management perception

To mitigate the credit risk, the management of the company follows robust credit control and collection policies. The company has dedicated credit collection team who are responsible for any dues and they have been demonstrating remarkable performance in collecting receivables as per company's credit and collection policy.

(b) Liquidity risk

Liquidity risk is the risk that the Company will not be able to meet its financial obligations on time.

Management perception

The Company's approach to manage liquidity is to ensure as far as possible, that it will always have sufficient liquidity to meet its liabilities when due under both normal and stressed conditions without incurring unacceptable losses or risking damage to the Company's reputation. The Company has sufficient current assets and cash & cash equivalent to meet expected operational expenses including financial obligations.

(c) Market risk

Market Risk is the risk that the fair value or cash flows of a financial instrument will fluctuate due to changes in market prices. It reflects interest rate risk, currency risk and other price risks.

Management perception

Management is fully aware of the market risk, and act accordingly. Market of agro products in Bangladesh is growing rapidly. Moreover, the objective of market risk management is to manage and control market risk exposures within acceptable parameters, while optimizing the return.

3.00 General

- i) The figure has been rounded off to the nearest taka.
- ii) The financial Statements have been prepared covering Quarterly from 01 July 2021 to 30 September 2021.

		Amount in Taka	
		30 Sep 2021	30 Jun 2021
4.00	Property, Plant and Equipment		
	A. Cost Value		
	Opening Balance	187,756,616	21,294,615
	Add: Addition during the year	22,151,238	166,462,001
	Total Assets Value at Cost	<u>209,907,854</u>	<u>187,756,616</u>
	B. Accumulated Depreciation		
	Opening Balance	4,264,784	2,276,870
	Add: Depreciation Charged during the year	679,723	1,987,914
	Total Charge	4,944,507	4,264,784
	Written Down Value (A-B)	<u><u>204,963,347</u></u>	<u><u>183,491,832</u></u>

Details are shown in Annexure-A

5.00	Inventories		
	The break-up of the amount is given below:		
	Particulars		
	Finished Goods (Note# 18.00)	1,520,124	6,705,721
	Raw Materials (Note# 18.01)	48,690,302	35,840,152
	Packing Materials (Note# 18.03)	3,054,200	3,373,050
	Spare Parts (Note# 18.04)	6,330	16,185
	Work-in-Process (Note# 18.00)	220,321	820,195
	Total	<u><u>53,491,277</u></u>	<u><u>46,755,304</u></u>

Details are shown in Annexure-B

6.00	Trade Receivables		
	The break-up of the amount is given below:		
	Particulars		
	Trade Receivable	58,287,007	57,388,024
		<u>58,287,007</u>	<u>57,388,024</u>
	Ageing of Trade Receivable		
	More than six months	-	-
	Less than six months	58,287,007	57,388,024
	Total	<u><u>58,287,007</u></u>	<u><u>57,388,024</u></u>

The classification of receivables as required by the Schedule XI, Part 1, Para 4 of the Companies Act, 1994 are given below:

i) Receivables considered good in respect of which the company is fully secured.	-	-
ii) Receivables considered good in respect of which the company holds no security other than the debtors personal security.	58,287,007	57,388,024
iii) Receivables considered doubtful or bad.	-	-
iv) Receivable due by any director or other officers of the company or any of them either severally or jointly with any other person or receivables due by firms or private companies respectively in which any director is a partner or a director or a member to be separately stated.	-	-
v) Receivables due by companies under the same management.	-	-
vi) The maximum amount due by directors or other officers of the company at any time during the year	-	-
Total	<u><u>58,287,007</u></u>	<u><u>57,388,024</u></u>

	Details are shown in Annexure-C	
7.00	Advance Against Land Purchase	
	The break-up of the amount is given below:	
	Particulars	
	Land at Savar, Dinajpur & Magura	
	Opening Balance	- 126,793,105
	Less: Transfer to appropriate asset category	- 126,793,105
	Add: Paid during this year	30,097,542 -
	Total	30,097,542 -
8.00	Advances, Deposits & Pre-payments	
	This is made up as follows :	
	Particulars	
	Advance against Employees	889,785 992,191
	Advance against Farmer/Supplier (Details are shown in Annexure-D)	10,324,003 7,364,711
	Advance against Purchase(L/C)	6,024,686 7,552,502
	Advance against Motor Cycle	1,620,511 -
	Advance Income Tax (Note# 8.01)	3,543,678 3,543,678
	Total	22,402,663 19,453,082
8.01	Advance Income Tax	
	Opening Balance	3,543,678 2,023,151
	Add: AIT during the year	- 2,242,396
		3,543,678 4,265,547
	Less: Adjustment during this year	- 721,869
	Total	3,543,678 3,543,678
	The classification of Advances, Deposits & Prepayments as required by the Schedule XI , Part 1, Para 6 of the Companies Act, 1994 are given below:	
	i) Advance, deposits & prepayment considered good and in respect of which the company is fully secured.	21,512,878 18,460,891
	ii) Advance, deposits & prepayment considered good for which the company holds no security other than the debtors personal security.	- -
	iii) Advance, deposits & prepayment considered doubtful or bad.	- -
	iv) Advance, deposits & prepayment due by directors or other officers of the company or any of them either severally or jointly with any other person or Advance, deposits & prepayment due by firms or private companies respectively in which any director is a partner or a director or a member to be separately stated.	- -
	v) Advance, deposits & prepayment due by companies under the same management.	- -
	vi) The maximum amount due by directors or other officers of the company at any time during the year.	889,785 992,191
		22,402,663 19,453,082
9.00	Cash & Cash Equivalent	
	This is made up as follows :	
	Particulars	
	Cash in Hand (Note # 9.01)	4,860,108 1,735,115
	Cash at Bank (Note # 9.02)	6,254,434 19,641,499
	Total	11,114,542 21,376,614
9.01	Cash in Hand	
	Cash in Hand	4,860,108 1,735,115
	Total	4,860,108 1,735,115

9.02	Cash at Bank		
	Sonali Bank Ltd. Ac No: 721	12,324	4,043,222
	Islami Bank Bangladesh Ltd. Ac No: 6618	2,080,369	1,018,885
	Exim Bank Ltd. A/C No:415935	-	-
	Social Islami Bank Ltd. Ac No: 19581	7,789	7,789
	Uttara Bank Ltd. Ac No: 1705	803	803
	Pubali Bank Ltd. Ac No: 24789	2,693,460	2,879,909
	Pubali Bank Ltd. Ac No: 1561	1,238	1,958
	Al-Arafah Islami Bank Ltd. Ac No: 10962	3,447	3,447
	NRB Bank Ltd. Ac No: 383	58,436	11,568,688
	The Premier Bank Ltd. Ac No: 8110	14,695	14,695
	NRB Bank Ltd. Ac No: 1211030020717	1,381,873	102,103
	Total	6,254,434	19,641,499
	All the above Bank Balance has been reconciled and agreed with the Bank Statement.		
10.00	Share Capital		
	Authorized Capital :		
	40,000,000 ordinary shares of Tk. 10 each	<u>400,000,000</u>	<u>400,000,000</u>
	Issued, Subscribed & Paid-up Capital :		
	18,400,000 ordinary shares of Tk. 10 each	<u>184,000,000</u>	<u>106,000,000</u>
	Shareholding position of Shareholders are shown in Annexure-E :		
10.01	Share Money Deposits:		
	Opening Balance	-	-
	Add: Addition during the year		
	Glorious Lands & Developments Ltd.	-	29,000,000
	Krishibid Feed Ltd.	-	12,000,000
	Krishibid Trading Ltd.	-	4,000,000
		<u>-</u>	<u>45,000,000</u>
11.00	Retained Earnings		
	Opening Balance	38,441,766	19,704,839
	Add: Net Profit for the year	8,569,130	18,736,927
	Total	<u>47,010,895</u>	<u>38,441,766</u>
12.00	Deferred Tax Liabilities		
	Opening Balance		-
	Add: Charged during the year	(Note # 24.00) 870,712	508,482
	Total	<u>870,712</u>	<u>508,482</u>
13.00	Short Term Borrowings		
	Revolving LC at NRB Bank Ltd.	24,220,000	1,140,000
	Revolving LTR (Inner of LC) at NRB Bank Ltd.	8,770,000	46,060,000
	SDB Time loan stimulus package	32,230,000	32,110,000
	Revolving Time Loan at NRB Bank Ltd.	54,690,000	30,330,000
	Bank Overdraft- NRB Bank Ltd.	20,300,000	20,300,000
	Total	<u>140,210,000</u>	<u>129,940,000</u>
14.00	Trade Payables		
	Trade Payables	340,139	1,854,218
		<u>340,139</u>	<u>1,854,218</u>
	Trade Payables:		
	Russel IPM Bangladesh Ltd.	20,000	85,420
	Tipu Shipping Lines Ltd.	100,000	157,560
	Hossain Enterprise C.C Ltd.	51,260	130,247
	Prantic Plus Ltd.	12,000	749,832
	Md. Abdul Karim (Rangpur)	89,338	502,139
	R&D Magura (Mohidul Islam)	25,789	98,520
	Maharastra Hybrid Seed Co. Ltd.	41,752	130,500
	Total	<u>340,139</u>	<u>1,854,218</u>

15.00	Liabilities for expenses			
	Salary and Wages	377,020	862,280	
	Utility Bill Payable	57,210	51,594	
	Director Remuneration	62,000	62,000	
	Telephone & Mobile Bill Payable	9,674	4,512	
	Liabilities for WPPF (Note # 15.01)	2,295,816	1,739,562	
	Audit Fees Payable	30,000	57,500	
	Total	2,831,720	2,777,448	
15.01	Liabilities for WPPF			
	Opening WPPF	1,739,562	598,177	
	Add: Addition during this period (Note # 22.00)	504,066	1,087,549	
	Interest on WPPF (undistributed amount for the FY 2020-21)	52,187	53,836	
	Total	2,295,816	1,739,562	
16.00	Liability for Current Tax			
	Opening Balance	3,942,941	2,003,201	
	Add: Charged during the year (Note # 23.00)	1,149,969	2,661,609	
		5,092,910	4,664,810	
	Less: Adjustment during this year	-	721,869	
	Total	5,092,910	3,942,941	
17.00	Turnover			
	Revenue	80,140,251	57,482,033	221,797,628
	Total	80,140,251	57,482,033	221,797,628
	Details are shown in Annexure-F			
18.00	Cost of Goods Sold			
	Raw Materials Consumed (Note # 18.01)	50,729,361	33,254,103	154,573,320
	Manufacturing Overhead (Note # 18.02)	6,198,373	4,371,716	16,671,628
		56,927,734	37,625,819	171,244,948
	Opening Work in process	820,195	1,028,520	1,028,520
	Closing Work in process	(220,321)	(257,130)	(820,195)
	Cost of Goods manufactured	57,527,608	38,397,209	171,453,273
	Opening stock of finished Goods	6,705,721	8,925,721	8,925,721
	Cost of Goods Available for Sale	64,233,329	47,322,930	180,378,994
	Closing stock of finished Goods	(1,520,124)	(2,231,430)	(6,705,721)
	Sample Distribution	(132,930)	(107,552)	(430,211)
	Cost of Goods Sold	62,580,275	44,983,947	173,243,062
18.01	Raw Materials Consumed			
	Opening Stock of Raw Materials	35,840,152	9,295,425	9,295,425
	Add: Raw Materials Purchased	63,579,511	47,742,130	181,118,047
	Raw Materials available for Consumption	99,419,663	57,037,555	190,413,472
	Less: Closing Stock of Raw Materials	48,690,302	23,783,452	35,840,152
	Raw Material Consumption	50,729,361	33,254,103	154,573,320

18.02	Manufacturing Overhead			
	Wages, Salary and Allowances	1,324,870	954,210	3,413,508
	Packaging Materials (Note # 18.03)	1,943,720	1,207,826	4,541,304
	Utility Bill	175,842	165,241	570,626
	Transport Expenses	210,210	178,542	615,909
	Seed Processing Cost	512,589	497,658	1,463,497
	Rent	6,000	-	48,000
	Power & Fuel	75,240	65,240	204,246
	Plant Quarantine	52,487	45,895	110,691
	Fertilizer & Pesticide	85,647	78,958	236,699
	Seed & Seedling	95,875	85,978	301,919
	Festival Bonus	88,520	85,500	284,459
	Spare Parts and Store Items (Note # 18.04)	35,842	28,422	55,321
	Travelling and Allowance	36,524	31,500	100,447
	Maintenance of storage	68,957	64,587	155,304
	Labour Bill	78,958	69,495	264,744
	C&F Charge	59,873	45,250	161,600
	Seed Production Cost	659,875	369,598	2,209,759
	Entertainment	8,695	12,540	19,428
	Cleaning & Washing	8,967	7,895	21,368
	Printing & Stationary	10,240	8,957	21,482
	Internet Bill	7,520	6,615	25,200
	Mobile & Telephone Bill	3,254	2,012	3,854
	Repair & Maintenance	16,580	14,758	38,195
	Depreciation (Annexure-A)	632,088	345,038	1,804,069
	Total	6,198,373	4,371,716	16,671,628
18.03	Packaging Materials			
	Opening Balance	3,373,050	1,107,825	1,107,825
	Add: Purchase during the year	1,624,870	1,845,211	6,806,529
		4,997,920	2,953,036	7,914,354
	Less: Closing Balance	3,054,200	1,745,210	3,373,050
	Consumption during the year	1,943,720	1,207,826	4,541,304
18.04	Spare Parts and Store Item			
	Opening Balance	16,185	19,456	19,456
	Add: Purchase during the year	25,987	13,830	52,050
		42,172	33,286	71,506
	Less: Closing Balance	6,330	4,864	16,185
	Consumption during the year	35,842	28,422	55,321
19.00	Administrative Expenses			
	Salary and Allowance	1,132,992	953,734	3,381,683
	Entertainment	14,865	11,213	45,200
	Legal Expenses	10,500	28,750	35,200
	Miscellaneous Expense	6,520	4,665	19,593
	Newspaper & Magazine	1,120	852	2,669
	Postage & Courier	12,520	8,652	35,120
	Printing & Stationery	7,520	9,587	26,852
	Audit fees(Including VAT)	30,000	20,000	57,500
	Director Remuneration	186,000	60,000	744,000
	Festival Bonus	105,200	71,520	332,100
	Board Meeting fees	4,004	4,000	15,000
	Utility Bill	15,620	12,400	48,500
	Registration & Renewal Expenses	45,200	42,814	86,240

	Repair & Maintenance	18,520	8,543	38,020
	Telephone & Mobile	6,420	3,083	18,948
	Internet Bill	12,800	9,000	39,800
	Depreciation (Annexure-A)	47,635	39,262	183,845
	Total	1,657,436	1,288,075	5,110,269
20.00	Selling and Marketing Expenses			
	Salary and Allowance	1,463,256	1,284,459	5,122,500
	TA/ DA Field Staff	329,798	231,984	975,420
	Distribution Cost	141,299	77,170	271,614
	Farmer Compensation	98,725	71,406	299,906
	Festival Bonus	120,500	98,705	406,240
	Advertisement	8,550	6,315	18,500
	Sales Commission, Product Bonus, Volume Bonus	187,520	136,328	860,200
	Marketing Promotion	12,500	8,089	33,974
	Sample Distribution	132,930	107,552	230,211
	Total	2,495,078	2,022,007	8,218,565
21.00	Financial Expense			
	Bank Charges & Commission	59,880	103,454	132,015
	Interest on Loan (Note# 21.01)	2,710,000	3,603,855	12,220,000
	Interest on WPPF (undistributed amount for the FY 2020-21)	52,187	17,945	53,836
	Total	2,822,067	3,725,254	12,405,851
21.01	Interest On Loan			
	Interest on short term loan	2,710,000	3,603,855	12,220,000
	Total	2,710,000	3,603,855	12,220,000
22.00	WPPF Expenses			
	Profit before Tax	10,585,395	3,140,429	22,838,535
	Profit before Tax (10,585,395/105*5)	504,066	149,544	1,087,549
	As per Bangladesh Labour Act, 2006 (Amendment 2013) the amount is computed @ 5% net profit before tax but after charges the amount.			
23.00	Current Tax Expenses :			
	Current Tax (Note # 23.01)	1,149,969	510,250	2,661,609
	Total tax on income	1,149,969	510,250	2,661,609
23.01	Calculation of Current Tax			
	Profit before tax as per accounts	10,081,329	5,313,206	21,750,985
	Add: Accounting Depreciation	679,723	384,300	1,987,914
	Less: Tax Base Depreciation	1,627,925	829,174	4,584,133
	Less: Other Income	-	-	18,654
	Taxable Income	9,133,127	6,526,680	19,154,766
24.02	Current Tax on Business Income	1,149,969	510,250	2,656,013
	Current Tax on others Income Tk 18,654 @30%	-	-	5,596
	Total Current Tax	1,149,969	510,250	2,661,609
24.03	1) Current Tax on Business Income			
	Total Income	9,133,127	1,149,969	
	First 10 Lac 3%	1,000,000	30,000	1,149,969
	Next 20 Lac 10%	2,000,000	200,000	-
	On Rest Amount 15%	6,133,127	919,969	1,149,969
	Total			510,250
	Total Current Tax			2,656,013

Or,

2) Minimum Tax Calculation

Gross Receipts :

Sales Revenue	80,140,251	57,482,033	221,797,628
Other Income		-	18,654
Total Receipts	80,140,251	57,482,033	221,797,628

Minimum Tax @ 0.6%

On the 1st 10,00,000 of Sales revenue tax @ 3%	600	600	600
On the next 20,00,000 of Sales revenue tax @ 10%	4,000	4,000	4,000
On the remaining balance of Sales revenue tax @ 15%	231,421	163,446	656,393
Other Income	-	-	112
Total Minimum Tax	236,021	168,046	660,993

Whichever is higher

1,149,969	510,250	2,661,609
------------------	----------------	------------------

24.00 Deferred Tax Expenses

Written down value as (Accounting Base)	204,963,347	21,472,434	183,491,832
Written Down value as (Tax Base)	199,158,597	18,767,230	178,635,283
Temporary Difference	5,804,750	2,705,204	4,856,549
On the 1st 10,00,000 tax rate is 3%	-	-	30,000
On the next 20,00,000 tax rate is 10%	-	-	200,000
On the remaining balance tax rate is 15%	870,712	405,781	278,482
Deferred Tax Expenses for the year	870,712	405,781	508,482

24-.01 Deferred Tax Expenses/(Income)

Deferred Tax Liability as on 30 Sep. 2021	870,712	405,781	508,482
Less: Opening Deferred Tax Liability	508,482	156,033	156,033
Deferred Tax Expenses/(Income) during this period	362,230	249,748	352,449

25.00 Basic Earnings per share

a) Net Profit After Tax	8,569,130	4,553,209	18,736,927
b) Weighted average no. of Shares (Note # 25.01)	14,366,667	10,000,000	10,003,288
Basic Earnings Per Share (EPS) (a/b)	0.60	0.46	1.87

This has been calculated in compliance with the requirements of IAS-33: Earnings per Share. EPS is the basic earnings dividing by the weighted average number of ordinary shares outstanding the end of the year.

25.01 Calculation of Weighted Average Number of Shares :

Particulars	Number of Share	Weight	Weighted average no. of Shares 30 Sept 2021	Weighted average no. of Shares 30 Sep 2020	Weighted average no. of Shares 30 Jun 2021
Opening Balance	10,600,000	365/365	10,600,000	10,000,000	10,000,000
New Issued during the year	4,500,000	50/90	2,500,000	-	3,288
New Issued during the year	3,000,000	36/90	1,200,000	-	-
New Issued during the year	300,000	20/90	66,667	-	-
TOTAL	18,400,000		14,366,667	10,000,000	10,003,288

26.00 Net Asset Value per Share (NAV)

Total Assets	380,356,378	244,273,509	328,464,855
Less: Total Liability	148,474,769	119,509,680	138,514,607
a) Net Asset Value (NAV)	231,881,609	124,763,829	189,950,248.67
b) Number of ordinary shares	18,400,000	18,400,000	10,600,000
Net Asset Value per Share (NAV) (a/b)	12.60	6.78	17.92

27.00 Net Operating Cash Flows per share (NOCFPS)

a) Net Operating Cash Flows	1,486,587	5,274,293	2,015,182
b) Number of shares (Note # 25.01)	14,366,667	10,000,000	10,003,288
Net Operating Cash Flows per Share (NOCFPS) (a/b)	0.10	0.53	0.20

28.00 Reconciliation of Net Profit with Cash Flows from Operating Activities.(Notification Date: 20 June 2018, BSEC/CMRRCD/2006-158/208/Admin/81.)

Particulars	Amount in (Tk.)	Amount in (Tk.)	Amount in (Tk.)
	30 Sep 2021	30 Sep 2020	30 Jun 2021
Net Profit before Tax	10,585,395	5,462,750	22,838,535
Adjustments to reconcile net income to net cash provided by operating activities:			
Depreciation on Fixed Assets	679,723	384,300	1,987,914
Financial Expense	2,822,067	3,725,254	12,405,851
Increase/(Decrease) in Inventory	(6,735,973)	(7,645,139)	(26,378,357)
Increase/(Decrease) in Accounts Receivable	(898,983)	4,450,737	(7,605,451)
Increase/(Decrease) in Accounts Payable	(1,514,079)	(1,400,632)	(13,293)
Increase/(Decrease) in Liabilities	(501,982)	(784,712)	(6,298)
Increase/(Decrease) in Advance & Prepayment	(2,949,581)	1,081,736	1,028,678
	1,486,587	5,274,292	4,257,579
Payment of Income Tax	-		(2,242,396)
Net Cash Generated from Operating Activities	1,486,587	5,274,292	2,015,183

29.00 The requirement of schedule XI part-II, Para 4 of the companies Act, 1994:

Related Party Transaction

During the period the Company carried out a number of transactions with related parties in the normal course of business on an arms' length basis. Names of those related parties, nature of those transactions and their total value have been set out in accordance with the provisions of IAS-24: Related Party Disclosures.

(a) Short-term employee benefits

Name	Designation	Particulars	Addition the During year	Adjustment This year	Closing Balance as on 30.09.2021
Krishibid Multipurpose Co-Operative Ltd., Represented By: Sharif Md. Taslim Reza	Managing Director	Remuneration	186,000	124,000	62,000
		Board Meeting fee	572	572	-
Krishibid Firm Ltd., Represented By: Dr. Md. Ali Afzal	Chairman	Remuneration	-	-	-
		Board Meeting fee	572	572	-
Taslina Yesmin	Director	Remuneration	-	-	-
		Board Meeting fee	572	572	-
Glorious Land And Development Ltd. Represented By: Dr. Md. Rafiqul Islam Sarker	Director	Remuneration	-	-	-
		Board Meeting fee	572	572	-
Krishibid Feed Ltd., Represented By: Dr. Abdul Hamid	Director	Remuneration	-	-	-
		Board Meeting fee	572	572	-
Krishibid Salt Ltd., Represented By: Dr. Md. Shahjahan	Director	Remuneration	-	-	-
		Board Meeting fee	572	572	-
Krishibid Printing & Publication Ltd., Represented By: Dr. Gour Pada Das	Director	Remuneration	-	-	-
		Board Meeting fee	572	572	-
Total			190,004	128,004	62,000

Board of Directors of Krishibid Seed Ltd. till now have taken any board meeting attendance fees.

During the period from 01-07-2021 to 30-09-2021, there were 01 (One) Board Meetings held. The attendance status of all the meetings is as follows:

Name of Directors	Designation	Meeting Hold	Attendance	Fees Per Meeting	Amount in (Tk.) 30 September 2021
Krishibid Multipurpose Co-Operative Ltd., Represented By: Sharif Md. Taslim Reza	Managing Director	1	1	572	572
Krishibid Firm Ltd., Represented By: Dr. Md. Ali Afzal	Director	1	1		572
Taslina Yesmin	Director	1	1		572
Glorious Land And Development Ltd. Represented By: Dr. Md. Rafiqul Islam Sarker	Director	1	1		572
Krishibid Feed Ltd., Represented By: Dr. Abdul Hamid	Director	1	1		572
Krishibid Salt Ltd., Represented By: Dr. Md. Shahjahan	Director	1	1		572
Krishibid Printing & Publication Ltd., Represented By: Dr. Gour Pada Das	Director	1	1		572
Total					4,004

(b) Post-employee benefits	Nil
(c) Other long term benefits	Nil
(d) Termination benefits and	Nil
(e) Share-based payment	Nil

As per Para-18, IAS- 24:

Disclosure requirements of IAS 24 Para 18 minimum disclosure shall include:

a) The amount of transaction	190,004
b) The amount of outstanding balance, including commitments	-
i) Their terms & condition, including whether they are secured, and the nature of the consideration to be provided in settlement	Remunerat ion
ii) details of any guarantee given or received	Nil
c) Provisions for doubtful debts related to the amount of outstanding balance	Nil
d) The expenses recognized during the period in respect of bad or doubtful debts due from related parties	Nil

30.00 Schedule XI: PART-II of the Companies Act-1994

Para 3 (a) : Turnover

Particulars	30 Sep 2021
Turnover in BDT	80,140,251
Turnover in Quantity (Carton, Bott. etc.)	376,238

Para 3 (d) (i) : Raw Materials Consumed

Particulars	30 Sep 2021
Raw Material (Value in BDT.)	50,729,361
Raw Material Quantities (Carton, Bott. etc.)	300,470

Para 3 (d) (ii) : Finished goods

Particulars	30 Sep 2021
Opening Quantity (Carton, Bott. etc.)	37,225
Production Quantity (Carton, Bott. etc.)	413,462
Closing Quantity (Carton, Bott. etc.)	9,837

Note 5 of Para 3 :

Employees

Employee position of the company as at Sep. 30, 2021:

Salary (Monthly)	Officer & Staff			Worker	Total Employees
	Selling & Marketing	Head Office	Factory		
Number of employees whose salary below Tk. 5,000 per month	-	-		-	-
Number of employees whose salary above Tk. 5,000 per month	45	12	10	42	109
Total:	45	12	10	42	109

Para 4:**Payments to directors, including managing director by the company during this year**

Managerial Remuneration paid or payable during the year to the directors, including managing directors, a managing agent or manager.	190,004
Expenses reimbursed to Managing Agent	Nil
Commission or Remuneration payable separately to a managing agent or his associate	Nil
Commission received or receivable by the managing agent or his associate as selling or buying agent of other concerns in respect of contracts entered into by such concerns with the company.	Nil
The money value of the contracts for the sale or purchase of goods and materials or supply of services, entered into by the company with the managing agent or his associate during the financial year.	Nil
Any other perquisite or benefits in cash or in kind stating, approximate money value where applicable.	Nil
Other allowances and commission including guarantee commission Pensions etc.	Nil
(i) Pensions	Nil
(ii) Gratuities	Nil
(iii) Payments from a provident funds, in excess of own subscription and interest thereon	Nil
Share Based payments	Nil

Para 6 :

(a) as auditor;	30,000
(b) as advisor, or in any other capacity, in respect off-	
(i) taxation matters;	Nil
(ii) company law matters;	Nil
(iii) management services; and	Nil
(c) in any other manner	Nil

Para 8 :

- (a) Value of imports calculated on C.I.F basis by the company during the financial Period 30 Sep, 2021 in respect of raw materials, components and spare parts and Capital Goods were As Follows:

S.L	Particulars	Import
		Amount in BDT
i	Raw Materials	4,606,228

(b) The Company did not have any expenditure in foreign currency during the financial year on account of royalty, know-how, professional consultation fees, interest and other matters.

(c) Value of all imported raw materials, spare parts and components consumed during the financial year and the value of all indigenous raw materials, spare parts and components similarly consumed and the percentage of each to the total consumption:

Particulars	Total Consumption	Imported Taka	(%)	Local Taka	(%)
Raw Materials	50,729,361	4,606,228	9.08%	46,123,133	90.92%
Packing Materials	1,943,720	-	0%	1,943,720	100%
Store Items	35,842	-	0%	35,842	100%
Total	52,708,923	4,606,228		48,102,695	

(d) No amount has been remitted during the year in foreign currencies on account of dividends.

(e) Earnings in foreign exchange classified under the following heads, namely:

- (i) No export made during the year.
- (ii) No royalty , professional and consultation fees were received;
- (iii) No interest and dividend received;
- (iv) No other income earned.

RISHIBID SEED LIMITED
Schedule of Property, Plant and Equipment
For the Period from 01 Jul- 2021 to 30 Sep-2021

Annexure-A

(Amount in Taka)

Particulars	Cost			Rate (%)	Depreciation			Written down value as at 30 September 2021
	Balance as at 01 July 2021	Addition during the year	Balance as at 30 September 2021		Balance as at 01 July 2021	Charged during the year	Balance as at 30 September 2021	
Land & Land Developments	155,106,046	8,415,000	163,521,046	0%	-	-	-	163,521,046
Storage Building & Construction	15,409,993	13,669,138	29,079,131	5%	1,513,431	316,094	1,829,525	27,249,606
Factory Furniture and Fixtures	2,979,363	-	2,979,363	10%	256,998	68,059	325,057	2,654,306
Electrical Equipment and Installation	5,978,750	-	5,978,750	10%	825,224	128,838	954,062	5,024,688
Office Furniture	1,178,597	57,600	1,236,197	10%	173,485	26,328	199,813	1,036,384
Office Equipment and Decoration	1,238,360	9,500	1,247,860	10%	393,976	21,308	415,284	832,577
De- Humidifier	124,000	-	124,000	10%	42,644	2,034	44,678	79,322
Seed Cylinder	2,788,194	-	2,788,194	10%	561,203	55,675	616,878	2,171,316
Grader Machine	2,953,313	-	2,953,313	10%	497,824	61,387	559,211	2,394,102
Balance as at September 30, 2021	187,756,616	22,151,238	209,907,854		4,264,784	679,723	4,944,507	204,963,347
Balance as at June 30, 2021	21,294,615	166,462,001	187,756,616		2,276,870	1,987,914	4,264,784	183,491,832
Allocation of Depreciation:	Amount							
Administrative cost	47,635							
Factory cost	632,088							
Total	679,723							

KRISHIBID SEED LIMITED
Details of Raw Material Inventory
For the Period from 01 Jul-2021 to 30 Sep-2021

									Annexure-B
PG	PRODUCT NAME	Opening Balance as on 01.07.2021		Purchased		Consumed/Used		Closing Balance as on 30.09.2021	
		Quantity Carton, Bags	Amount	Quantity Carton, Bags	Amount	Quantity Carton, Bags	Amount	Quantity Carton, Bags	Amount
Vegetable Seeds	Hybrid Bitter Gourd (Green bangla)- Korolla	114	9,348	1,179	96,678	1,274	104,468	19	1,558
		117	17,316	1,273	188,404	1,282	189,736	108	15,984
	Hybrid Bitter Gourd (Lucky-7)- Korolla	88	5,984	841	57,188	863	58,684	66	4,488
		107	12,840	1,009	121,080	1,043	125,160	73	8,760
	Hybrid Bottle Gourd (Baul)-Lau	645	24,510	5,475	208,050	6,017	228,646	103	3,914
		318	21,624	2,216	150,688	1,500	102,000	1,034	70,312
	Hybrid Bottle Gourd (Gohona)-Lau	307	11,052	2,656	95,616	521	18,756	2,442	87,912
		314	20,096	3,059	195,776	1,500	96,000	1,873	119,872
	Hybrid Bottle Gourd (Ador)-Lau	261	9,396	1,927	69,372	1,521	54,756	667	24,012
		148	9,472	1,553	99,392	475	30,400	1,226	78,464
	Hybrid Sweet Gourd (laboni)- Misti Kumra	114	5,016	1,129	49,676	547	24,068	696	30,624
		64	5,120	772	61,760	778	62,240	58	4,640
	Hybrid Sweet Gourd (Moumita)- Misti Kumra	334	17,368	1,868	97,136	651	33,852	1,551	80,652
		40	3,840	410	39,360	418	40,128	32	3,072
	Hybrid Sweet Gourd (Sweet dragon)- Misti Kumra	108	5,832	1,202	64,908	1,204	65,016	106	5,724
		54	5,400	625	62,500	629	62,900	50	5,000
	Hybrid Sweet Gourd (Sonia)- Misti Kumra	101	5,252	1,036	53,872	1,056	54,912	81	4,212
		109	10,464	787	75,552	827	79,392	69	6,624
	Hybrid Sweet Gourd (Bangla-1)- Misti Kumra	76	4,560	844	50,640	850	51,000	70	4,200
		67	7,504	655	73,360	668	74,816	54	6,048
Hybrid Sweet Gourd (Bangla Sweet)- Misti Kumra	93	5,208	938	52,528	948	53,088	83	4,648	
	191	19,864	1,595	165,880	1,641	170,664	145	15,080	
Hybrid Snake Gourd (Rajdhani- DG)-Chichinga	235	12,220	2,495	129,740	1,241	64,532	1,489	77,428	
	132	12,672	1,475	141,600	801	76,896	806	77,376	

Hybrid Snake Gourd (Rajdhani-LG)-Chichinga	134	6,968	1,475	76,700	800	41,600	809	42,068
	174	16,704	1,914	183,744	901	86,496	1,187	113,952
Hybrid Ridge Gourd (Jharna)-Zinga	525	23,100	3,435	151,140	1,020	44,880	2,940	129,360
	182	13,104	1,181	85,032	1,258	90,576	105	7,560
Hybrid Ridge Gourd (Suborna)-Zinga	420	35,280	2,832	237,888	2,990	251,160	262	22,008
	351	16,146	1,902	87,492	2,076	95,496	177	8,142
Hybrid Ash Gourd (Green spot)-Chal kumra	526	33,664	3,435	219,840	1,501	96,064	2,460	157,440
	236	27,376	1,256	145,696	1,389	161,124	103	11,948
Hybrid Ash Gourd (Green king)-Chal kumra	121	7,502	1,454	90,148	1,455	90,210	120	7,440
	195	21,840	2,353	263,536	1,251	140,112	1,297	145,264
Hybrid Cucumber (Sukasami)-Sosa	119	13,328	1,434	160,608	1,500	168,000	53	5,936
	168	35,616	2,027	429,724	1,021	216,452	1,174	248,888
Hybrid Cucumber (Rozy)-Sosa	136	14,688	1,841	198,828	521	56,268	1,456	157,248
	101	20,604	1,283	261,732	922	188,088	462	94,248
Hybrid Cucumber (Sompod)-Sosa	119	12,614	1,502	159,212	901	95,506	720	76,320
	74	14,800	941	188,200	941	188,200	74	14,800
Hybrid Cucumber (Moharani)-Sosa	65	6,890	817	86,602	817	86,602	65	6,890
	163	32,600	2,006	401,200	1,200	240,000	969	193,800
OP Cucumber (Baromasi)-Sosa	575	6,900	3,569	42,828	1,051	12,612	3,093	37,116
	303	5,757	2,369	45,011	1,200	22,800	1,472	27,968
Hybrid Brinjal (King ball)-Begun	152	4,104	2,476	66,852	1,010	27,270	1,618	43,686
	184	11,040	2,499	149,940	921	55,260	1,762	105,720
Hybrid Brinjal (Black queen)-Begun	194	5,238	2,411	65,097	920	24,840	1,685	45,495
	190	11,400	2,785	167,100	1,500	90,000	1,475	88,500
Hybrid Brinjal (Green star)-Begun	117	3,159	1,502	40,554	1,502	40,554	117	3,159
	162	9,720	3,042	182,520	1,000	60,000	2,204	132,240
Hybrid Brinjal (Purple queen)-Begun	171	4,617	3,163	85,401	1,012	27,324	2,322	62,694
	105	6,300	2,618	157,080	2,618	157,080	105	6,300
Hybrid Chili (Jhilik)	146	4,964	2,844	96,696	1,201	40,834	1,789	60,826
	66	10,560	2,016	322,560	1,201	192,160	881	140,960
Hybrid Chili (Agni) Morich	99	3,168	2,414	77,248	2,414	77,248	99	3,168
	188	28,576	3,476	528,352	1,500	228,000	2,164	328,928

Hybrid Chili (Bindu bilash) Morich	385	13,090	2,451	83,334	2,451	83,334	385	13,090
	12	1,920	2,123	339,680	2,123	339,680	12	1,920
Hybrid Chili (KS 1106) Morich	596	20,264	7,421	252,314	1,201	40,834	6,816	231,744
	-	-	1,435	229,600	1,435	229,600	-	-
Hybrid Chili (KS 1701) Morich	429	14,586	6,183	210,222	3,540	120,360	3,072	104,448
	96	15,360	2,821	451,360	2,821	451,360	96	15,360
Hybrid Chili (Hot queen) Morich	592	18,944	7,506	240,192	7,506	240,192	592	18,944
	30	4,560	977	148,504	977	148,504	30	4,560
Hybrid Tomato (Renesa)	214	28,034	2,499	327,369	2,499	327,369	214	28,034
	114	36,480	1,369	438,080	1,369	438,080	114	36,480
Hybrid Tomato (Red ball)	278	27,522	5,977	591,723	3,210	317,790	3,045	301,455
	223	53,520	4,009	962,160	1,500	360,000	2,732	655,680
Hybrid Tomato (Rubiya)	445	45,390	7,387	753,474	2,150	219,300	5,682	579,564
	17	4,216	3,059	758,632	3,059	758,632	17	4,216
Hybrid Tomato (Agur)	266	22,078	4,294	356,402	4,294	356,402	266	22,078
	63	12,600	3,435	687,000	3,435	687,000	63	12,600
Hybrid Tomato (Rani)	401	33,283	6,154	510,782	3,201	265,683	3,354	278,382
	282	56,400	4,325	865,000	1,500	300,000	3,107	621,400
Hybrid Tomato (Ratno)	51	5,049	2,394	237,006	2,394	237,006	51	5,049
	271	65,040	3,977	954,480	3,977	954,480	271	65,040
Hybrid Tomato (Moharaj)	194	19,206	5,294	524,106	3,214	318,186	2,274	225,126
	23	5,520	3,207	769,680	3,207	769,680	23	5,520
Hybrid Tomato (Summer magic)	416	47,840	6,349	730,135	1,520	174,800	5,245	603,175
	119	33,320	2,006	561,680	2,006	561,680	119	33,320
Hybrid Cabbage (Beauty queen) Badhacopi	95	6,460	2,965	201,620	2,965	201,620	95	6,460
	123	14,760	3,059	367,080	3,059	367,080	123	14,760
Hybrid Cabbage (Sundori) Badhacopi	145	9,860	4,184	284,512	4,184	284,512	145	9,860
	-	-	2,933	351,960	2,933	351,960	-	-
Hybrid Cauliflower (White monster)	67	15,276	1,574	358,872	1,574	358,872	67	15,276
	-	-	1,744	767,360	1,744	767,360	-	-
Hybrid Cauliflower (White love) Fulcopi	19	3,572	2,790	524,520	2,790	524,520	19	3,572
	122	43,920	1,661	597,960	1,783	641,880	-	-

Hybrid Okra (Sultan) Dheros	272	26,112	3,467	332,832	1,500	144,000	2,239	214,944
	-	-	1,975	347,600	1,501	264,176	474	83,424
Hybrid Okra (Ladies finger) Dheros	298	40,528	6,192	842,112	2,655	361,080	3,835	521,560
	48	12,288	2,499	639,744	2,547	652,032	-	-
Hybrid Okra (Jadu)	-	-	605	101,640	605	101,640	-	-
	-	-	853	272,960	853	272,960	-	-
Hybrid Okra (Mukta supper) Dheros	40	5,440	1,246	169,456	1,246	169,456	40	5,440
	88	22,528	1,747	447,232	1,835	469,760	-	-
Hybrid Okra (Bumper) Dheros	90	15,120	2,499	419,832	2,589	434,952	-	-
	74	23,680	1,654	529,280	1,654	529,280	74	23,680
Coriander (Morocco) Dhonia	179	13,783	3,471	267,267	3,471	267,267	179	13,783
	320	56,320	5,356	942,656	5,356	942,656	320	56,320
Radish (Early-30)	125	10,250	1,998	163,836	1,998	163,836	125	10,250
	108	16,848	1,747	272,532	1,747	272,532	108	16,848
	81	3,888	943	45,264	943	45,264	81	3,888
Radish (Mino early)	160	5,760	1,868	67,248	2,028	73,008	-	-
	57	9,120	646	103,360	703	112,480	-	-
Radish (Himachal)	219	43,800	2,526	505,200	1,365	273,000	1,380	276,000
Hybrid Sponge Gourd (Monalisa)- Dhundol	142	3,976	1,630	45,640	1,772	49,616	-	-
	149	7,152	1,719	82,512	1,868	89,664	-	-
Hybrid Sponge Gourd (Monalisa)- Dhundol	87	2,436	1,005	28,140	1,092	30,576	-	-
	112	5,376	1,287	61,776	1,287	61,776	112	5,376
Hybrid Water Melon (Dorbash)	118	99,120	1,371	1,151,640	1,457	1,223,880	32	26,880
	163	260,800	1,872	2,995,200	1,621	2,593,600	414	662,400
Hybrid Water Melon (Amruta)	81	34,992	939	405,648	1,020	440,640	-	-
	101	80,800	1,154	923,200	1,227	981,600	28	22,400
Hybrid Water Melon (Dragon King)	162	129,600	1,879	1,503,200	1,204	963,200	837	669,600
	18	27,360	214	325,280	227	345,040	5	7,600
Yeard Long bean (supper long) Borboti	135	5,400	1,554	62,160	1,554	62,160	135	5,400
	82	5,576	960	65,280	960	65,280	82	5,576
Yeard Long bean (supper long cane) Borboti	127	10,160	1,458	116,640	1,458	116,640	127	10,160

Paddy Seeds	BR 16	216	24,192	2,495	279,440	2,541	284,592	170	19,040
	BRRRI dhan 28	-	-	4,587	513,744	2,981	333,872	1,606	179,872
		-	-	5,211	2,834,784	3,001	1,632,544	2,210	1,202,240
	BRRRI dhan 29	2,154	241,248	1,200	134,400	2,561	286,832	793	88,816
		3,049	1,658,656	4,589	2,496,416	4,521	2,459,424	3,117	1,695,648
	BRRRI dhan 33	2,268	254,016	5,880	658,560	5,521	618,352	2,627	294,224
		1,283	697,952	6,921	3,765,024	4,784	2,602,496	3,420	1,860,480
	BRRRI dhan 48	884	99,008	2,566	287,392	2,561	286,832	889	99,568
		4,248	2,310,912	3,500	1,904,000	2,201	1,197,344	5,547	3,017,568
	BRRRI dhan 50	10,911	1,396,608	2,654	339,712	3,779	483,712	9,786	1,252,608
		5,790	3,612,960	2,511	1,566,864	2,506	1,563,744	5,795	3,616,080
	BRRRI dhan 58	3,250	364,000	2,541	284,592	3,522	394,464	2,269	254,128
1,228		668,032	1,257	683,808	1,463	795,872	1,022	555,968	
BINA DHAN-7	-	-	4,215	421,500	2,456	245,600	1,759	175,900	
	1,202	528,880	2,457	1,081,080	1,510	664,400	2,149	945,560	
Zirashail	939	127,704	3,451	469,336	2,201	299,336	2,189	297,704	
Hybrid Paddy	Krishibid hybrid dhan-1	15,995	3,966,760	2,921	724,408	4,521	1,121,208	14,395	3,569,960
	Mahyco-1	18,503	5,180,840	2,511	703,080	3,521	985,880	17,493	4,898,040
	Krishibid hybrid dhan-2	6,770	1,841,440	3,215	874,480	3,569	970,768	6,416	1,745,152
Hybrid Maize	Hybrid maize (Emperor 77)	4,598	1,544,869	5,553	1,865,808	2,500	840,000	7,651	2,570,677
	Hybrid maize (Emperor 55)	2,281	729,920	3,798	1,215,360	1,854	593,280	4,225	1,352,000
	Hybrid maize (Sonam 234)	1,225	343,000	3,307	925,960	2,250	630,000	2,282	638,960
	Hybrid maize (Sonam 1818)	1,245	368,506	3,624	1,072,704	1,754	519,184	3,115	922,026
	Potato	Potato (Aesterix) grade A	29,382	881,474	3,121	93,644	2,541	76,230	29,963
Potato (Aesterix) grade B	45,836	1,558,424	4,879	165,886	8,963	304,728	41,752	1,419,582	
Potato (Diamont) grade A	28,125	843,760	5,880	176,400	2,563	76,890	31,442	943,270	
Potato (Diamont) grade B	35,823	1,217,982	9,451	321,334	3,569	121,346	41,705	1,417,970	
Potato (Cardinal) grade A	48,058	1,441,734	2,458	73,740	4,521	135,630	45,995	1,379,844	
Potato (Cardinal) grade B	45,609	1,550,708	3,458	117,572	3,502	119,068	45,565	1,549,212	
Total Value		341,194	35,840,152	40,979	63,579,511	300,470	50,729,361	434,123	48,690,302

KRISHIBID SEED LIMITED
Details of Finished Goods
For the Period from 01 Jul-2021 to 30 Sep-2021

PG	PRODUCT NAME	Pack Size	Quantity	30.06.2021		Quantity	Annexure-B 30.09.2021	
			Carton, Bags	Value	Total Value	Carton, Bags	Value	Total Value
Vegetable Seeds	Hybrid Bitter Gourd (Green bangla)-Korolla	05 gm	69	5,639	17,090	71	5,802.87	16,959
		10 gm	78	11,450		76	11,156.61	
	Hybrid Bitter Gourd (Lucky-7)-Korolla	05 gm	55	3,685	10,825	50	3,350.00	10,609
		10 gm	60	7,140		61	7,259.00	
	Hybrid Bottle Gourd (Baul)-Lau	05 gm	349	13,262	23,312	88	3,344.00	9,307
		10 gm	150	10,050		89	5,963.00	
	Hybrid Bottle Gourd (Gohona)-Lau	05 gm	170	5,950	18,550	85	2,975.00	8,834
		10 gm	200	12,600		93	5,859.00	
	Hybrid Bottle Gourd (Ador)-Lau	05 gm	120	4,200	10,500	88	3,080.00	7,175
		10 gm	100	6,300		65	4,095.00	
	Hybrid Sweet Gourd (laboni)-Misti Kumra	05 gm	70	3,010	6,960	60	2,580.00	6,451
		10 gm	50	3,950		49	3,871.00	
	Hybrid Sweet Gourd (Moumita)-Misti Kumra	05 gm	120	6,120	8,495	68	3,468.00	5,938
		10 gm	25	2,375		26	2,470.00	
	Hybrid Sweet Gourd (Sweet dragon)- Misti Kumra	05 gm	77	4,081	8,140	76	4,028.00	7,889
		10 gm	41	4,059		39	3,861.00	
	Hybrid Sweet Gourd (Sonia)-Misti Kumra	05 gm	67	3,417	8,357	65	3,315.00	8,065
		10 gm	52	4,940		50	4,750.00	
	Hybrid Sweet Gourd (Bangla-1)-Misti Kumra	05 gm	55	3,245	8,573	54	3,168.32	7,719
		10 gm	48	5,328		41	4,551.00	
Hybrid Sweet Gourd (Bangla Sweet)- Misti Kumra	05 gm	62	3,410	14,946	59	3,245.00	10,352	
	10 gm	112	11,536		69	7,107.00		
Hybrid Snake Gourd (Rajdhani-DG)-Chichinga	05 gm	160	8,160	17,660	72	3,672.00	10,702	
	10 gm	100	9,500		74	7,030.00		
Hybrid Snake Gourd (Rajdhani-	05 gm	120	6,120	16,760	93	4,743.00	11,393	

LG)-Chichinga	10 gm	112	10,640		70	6,650.00	
Hybrid Ridge Gourd (Jharna)-Zinga	05 gm	215	9,245	15,280	71	3,053.00	8,378
	10 gm	85	6,035		75	5,325.00	
Hybrid Ridge Gourd (Suborna)-Zinga	05 gm	175	14,525	19,999	54	4,482.00	7,012
	10 gm	119	5,474		55	2,530.00	
Hybrid Ash Gourd (Green spot)-Chal kumra	05 gm	220	13,860	23,060	59	3,717.00	12,802
	10 gm	80	9,200		79	9,085.00	
Hybrid Ash Gourd (Green king)-Chal kumra	05 gm	93	5,673	22,323	92	5,612.00	15,602
	10 gm	150	16,650		90	9,990.00	
Hybrid Cucumber (Sukasami)-Sosa	05 gm	95	10,545	37,215	91	10,101.00	30,681
	10 gm	127	26,670		98	20,580.00	
Hybrid Cucumber (Rozy)-Sosa	05 gm	117	12,519	29,689	85	9,095.00	26,871
	10 gm	85	17,170		88	17,776.00	
Hybrid Cucumber (Sompod)-Sosa	05 gm	102	10,710	22,986	95	9,975.00	21,657
	10 gm	62	12,276		59	11,682.00	
Hybrid Cucumber (Moharani)-Sosa	05 gm	52	5,408	30,752	51	5,304.00	18,768
	10 gm	128	25,344		68	13,464.00	
OP Cucumber (Baromasi)-Sosa	05 gm	450	4,950	12,170	91	1,001.00	2,863
	10 gm	380	7,220		98	1,862.00	
Hybrid Brinjal (King ball)-Begun	02 gm	150	4,047	13,310	92	2,482.07	7,674
	05 gm	157	9,263		88	5,192.00	
Hybrid Brinjal (Black queen)-Begun	02 gm	124	3,224	13,254	87	2,262.00	7,454
	05 gm	170	10,030		88	5,192.00	
Hybrid Brinjal (Green star)-Begun	02 gm	102	2,754	12,017	95	2,565.00	7,639
	05 gm	157	9,263		86	5,074.00	
Hybrid Brinjal (Purple queen)-Begun	02 gm	201	5,226	15,256	84	2,184.00	7,199
	05 gm	170	10,030		85	5,015.00	
Hybrid Chili (Jhilik)	01 gm	195	6,435	26,975	87	2,871.00	16,933
	05 gm	130	20,540		89	14,062.00	
Hybrid Chili (Agni) Morich	01 gm	155	4,805	38,555	85	2,635.00	15,835
	05 gm	225	33,750		88	13,200.00	

Hybrid Chili (Bindu bilash) Morich	01 gm	325	10,725	33,635	88	2,904.00	16,650
	05 gm	145	22,910		87	13,746.00	
Hybrid Chili (KS 1106) Morich	01 gm	450	14,850	27,490	91	3,003.00	15,327
	05 gm	80	12,640		78	12,324.00	
Hybrid Chili (KS 1701) Morich	01 gm	350	11,550	37,146	58	1,914.00	10,604
	05 gm	162	25,596		55	8,690.00	
Hybrid Chili (Hot queen) Morich	01 gm	450	13,950	22,950	98	3,038.00	12,338
	05 gm	60	9,000		62	9,300.00	
Hybrid Tomato (Renesa)	02 gm	157	20,410	45,770	65	8,450.00	25,568
	05 gm	80	25,360		54	17,118.00	
Hybrid Tomato (Red ball)	02 gm	351	34,398	95,088	51	4,998.00	17,374
	05 gm	255	60,690		52	12,376.00	
Hybrid Tomato (Rubiya)	02 gm	470	47,470	96,470	56	5,656.00	19,866
	05 gm	200	49,000		58	14,210.00	
Hybrid Tomato (Agur)	02 gm	280	22,960	66,520	59	4,838.00	21,272
	05 gm	220	43,560		83	16,434.00	
Hybrid Tomato (Rani)	02 gm	401	32,882	84,560	88	7,216.00	24,244
	05 gm	261	51,678		86	17,028.00	
Hybrid Tomato (Ratno)	02 gm	150	14,700	74,200	98	9,604.00	30,548
	05 gm	250	59,500		88	20,944.00	
Hybrid Tomato (Moharaj)	02 gm	360	35,280	82,880	87	8,526.00	30,184
	05 gm	200	47,600		91	21,658.00	
Hybrid Tomato (Summer magic)	02 gm	400	45,600	76,070	98	11,172.00	32,778
	05 gm	110	30,470		78	21,606.00	
Hybrid Cabbage (Beauty queen) Badhacopi	05 gm	150	10,050	28,138	58	3,886.00	15,786
	10 gm	152	18,088		100	11,900.00	
Hybrid Cabbage (Sundori) Badhacopi	05 gm	251	16,817	38,237	95	6,365.00	17,194
	10 gm	180	21,420		91	10,829.00	
Hybrid Cauliflower (White monster)	05 gm	80	18,080	62,552	99	22,374.00	61,178
	10 gm	102	44,472		89	38,804.00	
Hybrid Cauliflower (White love) Fulcopi	05 gm	178	33,286	69,343	51	9,537.00	28,815
	10 gm	101	36,057		54	19,278.00	

Hybrid Okra (Sultan) Dheros	50 gm	210	19,950	40,830	52	4,940.00	13,988
	100 gm	120	20,880		52	9,048.00	
Hybrid Okra (Ladies finger) Dheros	50 gm	390	52,260	90,210	55	7,370.00	21,538
	100 gm	150	37,950		56	14,168.00	
Hybrid Okra (Jadu)	50 gm	40	6,640	24,075	58	9,628.00	28,331
	100 gm	55	17,435		59	18,703.00	
Hybrid Okra (Mukta supper) Dheros	50 gm	80	10,720	39,159	54	7,236.00	20,186
	100 gm	112	28,439		51	12,949.92	
Hybrid Okra (Bumper) Dheros	50 gm	157	26,062	60,932	50	8,300.00	24,467
	100 gm	110	34,870		51	16,167.00	
Coriander (Morocco) Dhonia	400 gm	210	15,997	77,096	52	3,961.15	14,086
	1000 gm	350	61,100		58	10,125.06	
Radish (Early-30)	250 gm	129	10,449	30,611	56	4,536.00	15,886
	500 gm	112	17,248		56	8,624.00	
	100 gm (can)	62	2,914		58	2,726.00	
Radish (Mino early)	100 gm	120	4,285	10,921	59	2,106.74	10,165
	500 gm	42	6,636		51	8,058.00	
Radish (Himachal)	100 gm (can)	157	31,086	31,086	54	10,692.00	10,692
Hybrid Sponge Gourd (Monalisa)-Dhundol	05 gm	112	3,024	8,288	52	1,404.00	4,036
	10 gm	112	5,264		56	2,632.00	
Hybrid Sponge Gourd (Monalisa)-Dhundol	05 gm	62	1,674	5,857	57	1,539.00	3,889
	10 gm	89	4,183		50	2,350.00	
Hybrid Water Melon (Dorbash)	50 gm	88	73,319	263,759	52	43,325.10	124,262
	100 gm	120	190,440		51	80,937.00	
Hybrid Water Melon (Amruta)	10 gm	62	26,536	86,011	57	24,396.00	64,839
	20 gm	75	59,475		51	40,443.00	
Hybrid Water Melon (Dragon King)	50 gm	120	95,160	116,258	72	57,096.00	76,687
	100 gm	14	21,098		13	19,591.00	
Yeard Long bean (supper long) Borboti	50 gm	100	3,900	8,054	70	2,730.00	6,750
	100 gm	62	4,154		60	4,020.00	

	Year Long bean (supper long cane) Borboti	100 gm	93	7,347	7,347	50	3,950.00	3,950
Paddy Seeds	BR 16	2 kg	160	17,760	17,760	51	5,661.00	5,661
	BRRi dhan 28	2 kg	625	70,000	474,789	54	6,048.00	35,693
		10 kg	751	404,789		55	29,645.00	
	BRRi dhan 29	2 kg	402	44,622	524,871	65	7,215.00	36,321
		10 kg	891	480,249		54	29,106.00	
	BRRi dhan 33	2 kg	900	99,900	600,092	51	5,661.00	32,611
		10 kg	928	500,192		50	26,950.00	
	BRRi dhan 48	2 kg	600	66,600	390,539	50	5,550.00	33,039
		10 kg	601	323,939		51	27,489.00	
	BRRi dhan 50	2 kg	930	117,180	580,680	52	6,552.00	39,306
		10 kg	750	463,500		53	32,754.00	
BRRi dhan 58	2 kg	625	69,375	174,480	56	6,216.00	36,400	
	10 kg	195	105,105		56	30,184.00		
BINA DHAN-7	2 kg	862	85,338	224,858	54	5,346.00	30,198	
	10 kg	320	139,520		57	24,852.00		
	Zirashail	2 Kg	225	30,150	30,150	65	8,710.00	8,710
Hybrid Paddy Seeds	Krishibid hybrid dhan-1	1 Kg	540	132,300	132,300	57	13,965.00	13,965
	Mahyco-1	1 Kg	710	196,670	196,670	45	12,465.00	12,465
	Krishibid hybrid dhan-2	1 Kg	712	191,528	191,528	65	17,485.00	17,485
Hybrid Maize	Hybrid maize (Emperor 77)	1 Kg	350	116,550	116,550	52	17,316.00	17,316
	Hybrid maize (Emperor 55)	1 Kg	220	69,740	69,740	29	9,255.16	9,255
	Hybrid maize (Sonam 234)	1 Kg	260	72,020	72,020	52	14,404.00	14,404
	Hybrid maize (Sonam 1818)	1 Kg	1,411	413,423	413,423	53	15,529.00	15,529
Potato	Potato (Aesterix) grade A	40 Kg	1,206	34,974	34,974	45	1,305.00	1,305
	Potato (Aesterix) grade B	40 Kg	1,025	33,825	33,825	54	1,782.00	1,782
	Potato (Diamont) grade A	40 Kg	920	26,680	26,680	55	1,595.00	1,595
	Potato (Diamont) grade B	40 Kg	770	25,410	25,410	50	1,650.00	1,650
	Potato (Cardinal) grade A	40 Kg	517	14,981	14,981	51	1,479.00	1,479
	Potato (Cardinal) grade B	40 Kg	450	14,850	14,849	52	1,716.00	1,715
Total Value			37,225		6,705,721	9,837		1,520,124

KRISHIBID SEED LIMITED
Details of Trade Receivable
For the Period from 01 Jul- 2021 to 30 Sep- 2021

Annexure-C

Details of Trade Receivables as required by the XI of the Companies Act, 1994 are given below:

SL. No	Party Name	Amount in BDT	
		30.09.2021	30.06.2021
01	Md. Abdul Mannan (Mymensing)	3,421,120	6,290,804
02	Md. Kabir ahmad (Comilla)	3,898,177	4,841,291
03	Mr. Razibul Islam (Manikgonj)	515,366	515,366
04	Md. Rasedul Haque Rony (Jamalpur)	4,125,102	3,954,176
05	Md. Waliar (Gaibanda)	1,725,266	1,647,379
06	Mr. Sadiqul (Rajshahi)	1,620,150	1,715,716
07	Thakurgaon Territory	1,524,120	1,325,932
08	Ruhul Amin (Khulna Territory)	2,690,128	2,004,829
09	Md. Samsul Alam (Bogra)	2,845,266	2,951,456
10	Mr. Subol Kumar (Sirajgonj)	1,540,021	2,602,555
11	Mr. Saidur Rahman (Faridpur Zone)	1,456,321	1,888,905
12	Md. Amirul Islam (Chittagong)	3,562,144	3,362,846
13	Md. Azad ali (Rangpur)	3,456,210	2,577,556
14	Glorious Land & Development Ltd	1,824,166	1,053,794
15	Mr. kabir Hossain (Jessore)	2,954,972	2,645,406
16	Mr. Sazzad Isalm (Dinazpur)	3,125,888	3,358,460
17	Mr. Ruton Kumar (Kisorgonj)	1,546,891	2,189,664
18	Institutional Sales	782,546	107,380
19	Md. Jasim Uddin (Habiganj)	3,552,106	4,339,763
20	Krishibid Feed Ltd.	452,233	82,080
21	Mr. Arifur Rahman (Barisal)	2,105,295	1,920,415
22	Mr. Razib Khan (Meherpur)	2,319,585	2,500,927
23	Production Department	782,654	168,722
24	Mr. Ariful Islam (Noakhali)	945,213	383,982
25	Cox's Bazar Territory (Tawhidul)	1,653,272	1,511,122
26	Muslim Biz Vander (Comilla)	942,513	1,447,498
27	Sumon Biz Vander (Comilla)	720,150	-
28	M/S Nasir Beez Vander	450,126	-
29	Modern Seed House	925,900	-
30	Podder & Sons	824,106	-
	Total	58,287,007	57,388,024

KRISHIBID SEED LIMITED
Advance to Farmers & Suppliers
For the Period from 01 Jul- 2021 to 30 Sep- 2021

SL No:	Party Name	Annexure-D	
		Amount in BDT	Amount in BDT
		30.09.2021	30.06.2021
01	Ashraful Islam Pavel	881,521	518,451
02	Md. Anisur Rahman	926,532	542,152
03	Md. Delwar Hossain (Dinajpur)	126,541	154,230
04	Md.Entaj Ali	345,120	151,210
05	Md. Jahangir	220,514	251,201
06	Md. Jahurul Islam	225,120	150,269
07	Md. Mostafizur Rahman	188,456	140,250
08	Md. Nazrul Islam	370,569	150,210
09	Md. Rowshan Ali (Rangpur Paddy)	298,541	232,488
10	Md. Shahjahan	146,251	250,120
11	Md. Shofiuddin	654,789	550,236
12	Md.Taher Ali (Kurigram)	720,456	469,210
13	Md.Taher Ali (Paddy Purchase)	124,789	120,360
14	Meghla	450,214	260,230
15	Md. Pollob Kumar Das (Dinajpur)	647,210	351,240
16	Md. Shamim Mia (Paddy Rangpur)	320,151	241,201
17	M/S. Sorme Traders (Paddy Seed)	289,680	215,021
18	Vision Graph	159,014	49,014
19	M/S. World International	487,510	150,210
20	Premiaflex Plastics Ltd.	520,215	423,560
21	Own Production (Muktagasa)	225,623	250,143
22	D.M. International	120,251	120,321
23	East West Seed Bang. Pvt Ltd	190,241	125,130
24	Blue Sky Media	111,156	11,156
25	Krishibid Packaging Ltd	550,269	450,123
26	Krishibid Printing & Pub Ltd	600,251	520,450
27	Master Plate Maiking Bd. Co Ltd.	423,019	516,525
Total Tk:		10,324,003	7,364,711

KRISHIBID SEED LIMITED			
Share Holding Position			
As at 30 September, 2021			
SL. No.	Name	Sep. 30, 2021(Tk.)	Annexure-E June 30, 2021(Tk.)
1	Krishibid Firm Ltd.	11,900,000	11,900,000
2	Glorious Lands And Development Ltd.	53,700,000	14,700,000
3	Krishibid Multipurpose Co-Operative Society Ltd.	7,500,000	7,500,000
4	Krishibid Feed Ltd.	19,500,000	7,500,000
5	Krishibid Salt Ltd.	7,500,000	6,500,000
6	Krishibid Printing & Publication Ltd.	7,500,000	7,000,000
7	Taslina Yesmin	7,500,000	6,000,000
8	Dr. Md. Shafiqul Aktar	1,100,000	1,100,000
9	Md. Abdullah -Hil- Hafiz	600,000	600,000
10	Dr. Md. Motiar Rahman	1,300,000	1,300,000
11	Krishi Foundation	1,100,000	1,100,000
12	Dr. Md. Ali Afzal	1,100,000	1,100,000
13	Mohi Uddin Mahboob	1,600,000	1,600,000
14	Mohammad Afsar Hossain	1,600,000	1,600,000
15	Rajib Hasan	1,100,000	1,100,000
16	Dr. Md. Alek Mondal	1,200,000	1,200,000
17	Halima Sayeed Jasmin	1,600,000	1,600,000
18	Prof. Dr. Mahbub Mostofa	100,000	100,000
19	Rebeka Sultana	1,100,000	1,100,000
20	Mohammad Abul Kalam Azad	1,600,000	1,600,000
21	Dr. Gour Pada Das	1,100,000	1,100,000
22	Abu Taher	100,000	100,000
23	Dr. Tanima Sharmin	1,200,000	1,200,000
24	Dr. Md. Elahi Baksh	1,200,000	1,200,000
25	Dr. Md. Golam Mortuza	1,700,000	1,700,000
26	Mrs. Fatima Sultana	500,000	500,000
27	Prof. Dr. Khandaker Md. Mostafizur Rahman	1,800,000	1,800,000
28	Razina Yasmin	300,000	300,000
29	Md. Sirajul Islam Khan	700,000	700,000
30	Md. Monsur Ali	800,000	800,000
31	Shaheena Jahan	1,600,000	1,600,000
32	Prof. Dr. M.Obaidul Islam	2,500,000	2,500,000
33	Md. Rezaul Karim Khan	400,000	400,000
34	Dr. Mohammad Zulfiqur Ali Firuz	1,400,000	1,400,000
35	Mahbubur Rahman	1,300,000	1,300,000
36	Dr. Jamilur Rahman	1,700,000	1,700,000
37	Dr. S.M. Khorshed Alam	1,300,000	1,300,000
38	Md. Harun Or Rashid	800,000	800,000
39	Md. Zamiul Abrar Sami	500,000	500,000
40	Md. Mokhles Ur Rahman	800,000	800,000
41	Al Mamun Foraji	200,000	200,000
42	Joushan Ara Begum	600,000	600,000
43	Dr. Md. Ashaduzzaman Siddikee	500,000	500,000
44	Hossain Imam Akand	600,000	600,000
45	A.k.M Ali Imam	200,000	200,000
46	Dr. AKM Abdul Hannan Bhuiyan	200,000	200,000
47	Rashida Begum	700,000	700,000
48	Humayun Kabir	700,000	700,000
49	Mrs. Arzoo Ara Begum	700,000	700,000

50	Dr. Nurul Islam Bhuiyan	600,000	600,000
51	Shaikh Mostafa Zaman	700,000	700,000
52	Dr. Ahmed Tariq	1,200,000	1,200,000
53	Dr. Chowdhury Rafia Naheen	1,200,000	1,200,000
54	Krishibid Trading Ltd.	24,000,000	-
	Total	184,000,000	106,000,000

KRISHIBID SEED LIMITED
Details of Sales
For the Period from 01 Jul- 2021 to 30 Sep- 2021

PG	PRODUCT NAME	Pack Size	Selling Rate	Quantity	30.06.2021		Annexure-F		30.09.2021		
					Carton, Bags	Value	Total Value	Quantity	Carton, Bags	Value	Total Value
Vegetable Seeds	Hybrid Bitter Gourd (Green bangla)-Korolla	05 gm	103	1,254	129,162	379,652	1,324	136,372	395,557		
		10 gm	185	1,354	250,490		1,401	259,185			
	Hybrid Bitter Gourd (Lucky-7)-Korolla	05 gm	85	895	76,075	237,025	790	67,150	232,450		
		10 gm	150	1,073	160,950		1,102	165,300			
	Hybrid Bottle Gourd (Baul)-Lau	05 gm	48	5,824	279,552	479,897	4,890	234,720	404,720		
		10 gm	85	2,357	200,345		2,000	170,000			
	Hybrid Bottle Gourd (Gohona)-Lau	05 gm	45	2,826	127,170	387,490	2,901	130,545	394,705		
		10 gm	80	3,254	260,320		3,302	264,160			
	Hybrid Bottle Gourd (Ador)-Lau	05 gm	45	2,050	92,250	224,410	2,105	94,725	234,725		
		10 gm	80	1,652	132,160		1,750	140,000			
	Hybrid Sweet Gourd (laboni)- Misti Kumra	05 gm	55	1,201	66,055	148,155	1,302	71,610	143,610		
		10 gm	100	821	82,100		720	72,000			
	Hybrid Sweet Gourd (Moumita)-Misti Kumra	05 gm	65	1,987	129,155	181,475	1,802	117,130	159,250		
		10 gm	120	436	52,320		351	42,120			
	Hybrid Sweet Gourd (Sweet dragon)-Misti Kumra	05 gm	68	1,279	86,972	170,097	1,105	75,140	156,390		
		10 gm	125	665	83,125		650	81,250			
	Hybrid Sweet Gourd (Sonia)- Misti Kumra	05 gm	65	1,102	71,630	172,070	1,020	66,300	162,060		
		10 gm	120	837	100,440		798	95,760			
	Hybrid Sweet Gourd (Bangla-1)- Misti Kumra	05 gm	75	898	67,350	164,930	751	56,325	157,125		
		10 gm	140	697	97,580		720	100,800			
Hybrid Sweet Gourd (Bangla Sweet)-Misti Kumra	05 gm	70	998	69,860	290,470	1,024	71,680	292,940			
	10 gm	130	1,697	220,610		1,702	221,260				
Hybrid Snake Gourd (Rajdhani-DG)-Chichinga	05 gm	65	2,654	172,510	360,790	2,751	178,815	349,215			
	10 gm	120	1,569	188,280		1,420	170,400				
Hybrid Snake Gourd (Rajdhani-LG)-Chichinga	05 gm	65	1,569	101,985	346,305	1,602	104,130	356,610			
	10 gm	120	2,036	244,320		2,104	252,480				

Hybrid Ridge Gourd (Jharna)-Zinga	05 gm	55	3,654
	10 gm	90	1,256
Hybrid Ridge Gourd (Suborna)-Zinga	05 gm	105	3,013
	10 gm	58	2,023
Hybrid Ash Gourd (Green spot)-Chal kumra	05 gm	80	3,654
	10 gm	145	1,336
Hybrid Ash Gourd (Green king)-Chal kumra	05 gm	78	1,547
	10 gm	140	2,503
Hybrid Cucumber (Sukasami)-Sosa	05 gm	140	1,526
	10 gm	265	2,156
Hybrid Cucumber (Rozy)-Sosa	05 gm	135	1,958
	10 gm	255	1,365
Hybrid Cucumber (Sompod)-Sosa	05 gm	132	1,598
	10 gm	250	1,001
Hybrid Cucumber (Moharani)-Sosa	05 gm	132	869
	10 gm	250	2,134
OP Cucumber (Baromasi)-Sosa	05 gm	15	7,415
	10 gm	24	6,458
Hybrid Brinjal (King ball)-Begun	02 gm	34	2,634
	05 gm	75	2,658
Hybrid Brinjal (Black queen)-Begun	02 gm	34	2,565
	05 gm	75	2,963
Hybrid Brinjal (Green star)-Begun	02 gm	34	1,598
	05 gm	75	3,236
Hybrid Brinjal (Purple queen)-Begun	02 gm	34	3,365
	05 gm	75	2,785
Hybrid Chili (Jhilik)	01 gm	42	3,025
	05 gm	200	2,145
Hybrid Chili (Agni) Morich	01 gm	40	2,568
	05 gm	190	3,698
Hybrid Chili (Bindu bilash) Morich	01 gm	42	5,365
	05 gm	200	2,259

200,970
113,040
316,365
117,334
292,320
193,720
120,666
350,420
213,640
571,340
264,330
348,075
210,936
250,250
114,708
533,500
111,225
154,992
89,556
199,350
87,210
222,225
54,332
242,700
114,410
208,875
127,050
429,000
102,720
702,620
225,330
451,800

314,010	3,522	193,710	302,700
	1,211	108,990	
433,699	3,520	369,600	515,412
	2,514	145,812	
486,040	3,754	300,320	520,720
	1,520	220,400	
471,086	1,678	130,884	500,624
	2,641	369,740	
784,980	1,421	198,940	732,915
	2,015	533,975	
612,405	1,820	245,700	607,800
	1,420	362,100	
461,186	1,547	204,204	504,454
	1,201	300,250	
648,208	784	103,488	653,738
	2,201	550,250	
266,217	2,410	36,150	96,150
	2,500	60,000	
288,906	2,634	89,556	296,106
	2,754	206,550	
309,435	2,654	90,236	315,986
	3,010	225,750	
297,032	1,651	56,134	305,209
	3,321	249,075	
323,285	3,255	110,670	326,595
	2,879	215,925	
556,050	3,124	131,208	572,408
	2,206	441,200	
805,340	2,415	96,600	773,380
	3,562	676,780	
677,130	5,421	227,682	658,882
	2,156	431,200	

Hybrid Chili (KS 1106) Morich	01 gm	42	7,895	331,590	636,990	3,722	156,324	487,324
	05 gm	200	1,527	305,400		1,655	331,000	
Hybrid Chili (KS 1701) Morich	01 gm	42	6,578	276,276	876,476	1,346	56,532	647,332
	05 gm	200	3,001	600,200	-	2,954	590,800	
Hybrid Chili (Hot queen) Morich	01 gm	40	7,985	319,400	516,810	2,658	106,320	334,510
	05 gm	190	1,039	197,410	-	1,201	228,190	
Hybrid Tomato (Renesa)	02 gm	164	2,658	435,912	1,018,312	2,754	451,656	1,068,456
	05 gm	400	1,456	582,400	-	1,542	616,800	
Hybrid Tomato (Red ball)	02 gm	124	6,358	788,392	2,067,892	6,425	796,700	2,106,200
	05 gm	300	4,265	1,279,500	-	4,365	1,309,500	
Hybrid Tomato (Rubiya)	02 gm	128	7,859	1,005,952	2,014,692	4,325	553,600	1,487,320
	05 gm	310	3,254	1,008,740	-	3,012	933,720	
Hybrid Tomato (Agur)	02 gm	104	4,568	475,072	1,388,572	4,401	457,704	1,323,954
	05 gm	250	3,654	913,500	-	3,465	866,250	
Hybrid Tomato (Rani)	02 gm	104	6,547	680,888	1,831,138	3,465	360,360	635,860
	05 gm	250	4,601	1,150,250	-	1,102	275,500	
Hybrid Tomato (Ratno)	02 gm	124	2,547	315,828	1,585,128	2,654	329,096	732,596
	05 gm	300	4,231	1,269,300	-	1,345	403,500	
Hybrid Tomato (Moharaj)	02 gm	124	5,632	698,368	1,721,968	5,784	717,216	1,773,516
	05 gm	300	3,412	1,023,600	-	3,521	1,056,300	
Hybrid Tomato (Summer magic)	02 gm	144	6,754	972,576	1,719,476	2,562	368,928	1,142,778
	05 gm	350	2,134	746,900	-	2,211	773,850	
Hybrid Cabbage (Beauty queen) Badhacopi	05 gm	85	3,154	268,090	756,190	2,954	251,090	702,890
	10 gm	150	3,254	488,100	-	3,012	451,800	
Hybrid Cabbage (Sundori) Badhacopi	05 gm	85	4,451	378,335	846,335	4,012	341,020	792,820
	10 gm	150	3,120	468,000	-	3,012	451,800	
Hybrid Cauliflower (White monster)	05 gm	285	1,674	477,090	1,497,340	1,504	428,640	879,640
	10 gm	550	1,855	1,020,250	-	820	451,000	
Hybrid Cauliflower (White love) Fulcopi	05 gm	235	2,968	697,480	1,492,630	2,789	655,415	1,499,165
	10 gm	450	1,767	795,150	-	1,875	843,750	
Hybrid Okra (Sultan) Dheros	50 gm	120	3,688	442,560	904,780	3,045	365,400	808,700
	100 gm	220	2,101	462,220	-	2,015	443,300	

Paddy Seeds	Hybrid Okra (Ladies finger) Dheros	50 gm	170	6,587	1,119,790	1,970,350	3,015	512,550	1,333,030
		100 gm	320	2,658	850,560	-	2,564	820,480	
	Hybrid Okra (Jadu)	50 gm	210	644	135,240	498,040	751	157,710	567,710
		100 gm	400	907	362,800	-	1,025	410,000	
	Hybrid Okra (Mukta supper) Dheros	50 gm	170	1,326	225,420	820,300	1,452	246,840	891,640
		100 gm	320	1,859	594,880	-	2,015	644,800	
	Hybrid Okra (Bumper) Dheros	50 gm	210	2,659	558,390	1,262,390	2,789	585,690	1,168,090
		100 gm	400	1,760	704,000	-	1,456	582,400	
	Coriander (Morocco) Dhonia	400 gm	96	3,693	354,528	1,608,088	3,562	341,952	1,615,532
		1000 gm	220	5,698	1,253,560	-	5,789	1,273,580	
	Radish (Early-30)	250 gm	103	2,126	218,978	641,663	2,201	226,703	688,478
		500 gm	195	1,859	362,505	-	1,985	387,075	
		100 gm (can)	60	1,003	60,180	-	1,245	74,700	
	Radish (Mino early)	100 gm	45	1,987	89,415	226,815	1,124	50,580	206,780
		500 gm	200	687	137,400	-	781	156,200	
	Radish (Himachal)	100 gm (can)	250	2,687	671,750	671,750	2,987	746,750	746,750
	Hybrid Sponge Gourd (Monalisa)- Dhundol	05 gm	35	1,734	60,690	170,430	1,524	53,340	160,680
		10 gm	60	1,829	109,740	-	1,789	107,340	
	Hybrid Sponge Gourd (Monalisa)- Dhundol	05 gm	35	1,069	37,415	119,555	1,102	38,570	113,810
		10 gm	60	1,369	82,140	-	1,254	75,240	
	Hybrid Water Melon (Dorbash)	50 gm	1,050	1,458	1,530,900	5,512,900	1,542	1,619,100	5,649,100
		100 gm	2,000	1,991	3,982,000	-	2,015	4,030,000	
	Hybrid Water Melon (Amruta)	10 gm	540	999	539,460	1,767,460	1,024	552,960	1,877,960
		20 gm	1,000	1,228	1,228,000	-	1,325	1,325,000	
	Hybrid Water Melon (Dragon King)	50 gm	1,000	1,999	1,999,000	2,432,200	2,000	2,000,000	2,598,500
		100 gm	1,900	228	433,200	-	315	598,500	
	Year Long bean (supper long) Borboti	50 gm	50	1,653	82,650	169,435	1,754	87,700	181,370
		100 gm	85	1,021	86,785	-	1,102	93,670	
Year Long bean (supper long cane) Borboti	100 gm	100	1,551	155,100	155,100	1,654	165,400	165,400	
BR 16	2 kg	140	2,654	371,560	371,560	2,784	389,760	389,760	
	2 kg	140	28,871	4,041,940	23,735,420	3,654	511,560	3,812,280	
	10 kg	680	28,961	19,693,480		4,854	3,300,720		

Hybrid Paddy Seeds	BRRRI dhan 29	2 kg	140	25,216	3,530,240	27,240,480	3,789	530,460	3,009,060
		10 kg	680	34,868	23,710,240		3,645	2,478,600	
	BRRRI dhan 33	2 kg	140	31,245	4,374,300	24,688,620	3,754	525,560	1,440,160
		10 kg	680	29,874	20,314,320		1,345	914,600	
	BRRRI dhan 48	2 kg	140	10,254	1,435,560	8,372,240	4,012	561,680	2,609,840
		10 kg	680	10,201	6,936,680		3,012	2,048,160	
	BRRRI dhan 50	2 kg	160	15,697	2,511,520	12,298,180	3,000	480,000	2,051,700
		10 kg	780	12,547	9,786,660		2,015	1,571,700	
	BRRRI dhan 58	2 kg	140	5,461	764,540	2,968,420	5,562	778,680	3,189,960
		10 kg	680	3,241	2,203,880		3,546	2,411,280	
	BINA DHAN-7	2 kg	125	14,562	1,820,250	14,815,650	3,125	390,625	5,077,175
		10 kg	550	23,628	12,995,400		8,521	4,686,550	
	Zirashail	2 Kg	170	15,478	2,631,260	2,631,260	3,321	564,570	564,570
	Hybrid Paddy Seeds	Krishibid hybrid dhan-1	1 Kg	310	35,421	10,980,510	10,980,510	7,954	2,465,740
Mahyco-1		1 Kg	350	21,457	7,509,950	7,509,950	6,012	2,104,200	2,104,200
Krishibid hybrid dhan-2		1 Kg	340	25,631	8,714,540	8,714,540	3,521	1,197,140	1,197,140
Hybrid Maize	Hybrid maize (Emperor 77)	1 Kg	420	25,789	10,831,380	10,831,380	3,654	1,534,680	1,534,680
	Hybrid maize (Emperor 55)	1 Kg	400	3,956	1,582,400	1,582,400	4,012	1,604,800	1,604,800
	Hybrid maize (Sonam 234)	1 Kg	350	3,374	1,180,900	1,180,900	4,121	1,442,350	1,442,350
	Hybrid maize (Sonam 1818)	1 Kg	370	3,900	1,442,966	1,442,966	3,789	1,401,930	1,401,930
Potato	Potato (Aesterix) grade A	40 Kg	37	45,210	1,672,770	1,672,770	3,425	126,725	126,725
	Potato (Aesterix) grade B	40 Kg	42	45,210	1,898,820	1,898,820	4,125	173,250	173,250
	Potato (Diamont) grade A	40 Kg	37	65,421	2,420,577	2,420,577	2,687	99,419	99,419
	Potato (Diamont) grade B	40 Kg	42	45,210	1,898,820	1,898,820	4,452	186,984	186,984
	Potato (Cardinal) grade A	40 Kg	37	55,210	2,042,770	2,042,770	2,201	81,437	81,437
	Potato (Cardinal) grade B	40 Kg	42	55,248	2,320,415	2,320,415	1,590	66,764	66,764
Total Value			1,035,366	221,797,628	221,797,628	376,238		80,140,251	

(b) Information as is required under section 186 of the কোম্পানি আইন, ১৯৯৪ relating to holding company;

The Company is not a holding company.

(c) Selected ratios as specified in Annexure-D:

Krishibid Seed Limited

Auditors' certificate regarding calculations of EPS and other ratios

We have examined the following ratios of Krishibid Seed Limited (the "Company") for the years from 2017 to 2021. The preparation and calculation of the ratios are the responsibility of the Company's management. Our responsibility is to review them and certify as to whether these have been properly prepared using stated principles on the basis of audited financial statements and other books and records maintained by the Company and as produced to us.

Based on the audited financial statements for the years from 2013 to 2017, books of accounts and records maintained by the Company, we, being the auditors of Star Ceramics Limited for the years 2017 to 2021, certify that the Company has properly calculated the following ratios using stated principles on the basis of audited financial statements:

Sl	Financila Ratios	Formula	30-Sep-21	30-Jun-21	30-Jun-20	30-Jun-19	30-Jun-18	30-Jun-17
I	Liquidity Ratios							
(i)	Current Ratio (Times)	Current Assets Current Liabilities	1.18	1.05	1.85	1.05	1.08	-
(ii)	Quick Ratio (Times)	Current Assets- Inventory Current Liabilities	0.82	0.71	1.68	0.93	0.94	-
II	Operating Efficiency Ratios							
(i)	Accounts Receivable Turnover Ratio (Times)	Sales Average Accounts Receivable	1.39	4.14	4.51	5.16	5.29	13.00
(ii)	Inventory Turnover Ratio (Times)	Cost of Sales Average Inventory	1.25	5.16	8.79	10.41	19.65	17.29
(iii)	Asset Turnover Ratio (Times)	Sales Average Total Assets	0.23	0.78	1.02	1.37	2.67	1.28
III	Profitability Ratios							
(i)	Gross Margin Ratio (%)	Gross Profit Sales	21.91%	21.89%	20.64%	15.47%	15.30%	0.15
(ii)	Operating Profit Ratio (%)	Operating Profit Sales	16.73%	15.88%	14.42%	8.41%	7.80%	-6.31%
(iii)	Net Profit Ratio (%)	Net Profit After Tax Sales	10.69%	8.45%	5.57%	3.04%	3.13%	-6.37%
(iv)	Return on Assets Ratio (%)	Net Profit After Tax Average Total Assets	2.42%	6.61%	5.69%	4.17%	8.36%	-8.16%

(v)	Return on Equity Ratio (%)	Net Profit After Tax	4.08%	12.12%	15.27%	30.83%	42.94%	-8.16%
		Average Shareholders' Equity						
(vi)	Earnings Per Share (EPS) (Tk.)	Net Profit After Tax	0.60	1.87	4.71	5.21	5.06	(0.75)
		Weighted average no. of ordinary shares						
(vii)	Earnings before interest, taxes, depreciation and amortization (EBITDA) margin (%)	EBITDA	16.95%	16.30%	15.10%	8.97%	8.09%	-
		Sales						
IV	Solvency Ratios							
(i)	Debt to Total Assets Ratio (Times)	Total Debt	0.39	0.42	0.50	0.86	0.87	-
		Total Asset						
(ii)	Debt to Equity Ratio (Times)	Total Debt	0.64	0.73	0.99	6.09	6.81	-
		Total Shareholders' Equity						
(iii)	Time Interest Earned Ratio (Times)	EBIT	4.57	2.75	1.85	1.68	1.82	-
		Interest Charge						
(iv)	Debt Service Coverage Ratio (Times)	Net operating income	0.09	0.29	0.27	0.12	0.13	-
		Total Debt Service						
V	Cash Flow Ratios							
(i)	Net Operating Cash Flow per Share (NOCFPS) (Tk.)	Net Operating Cash Flow	0.10	0.20	1.32	(4.95)	(28.14)	(3.08)
		Weighted average no. of ordinary shares						
(ii)	NOCFPS to EPS Ratio (Tk.)	Net Operating Cash Flow per Share	0.17	0.11	0.28	(0.95)	(5.57)	4.08
		EPS						

Ratios pertinent to the prospectus are in pursuant to rule 4 (1) (d) /Annexure D of the Bangladesh Securities and Exchange Commission (Qualified Investor Offer by Small Capital Companies) Rules, 2018.

Place: Dhaka
Date: 14 November 2021

Sd/-
AFM Alamgir, FCA
Chief Executive Partner
ARTISAN
Chartered Accountants

Ratio Analysis - Calculations

Sl	Ratios	Formula	30-Sep-21		30-Jun-21		30-Jun-20		30-Jun-19		30-Jun-18		30-Jun-17	
			Calculation	Result	Calculation	Result	Calculation	Result	Calculation	Result	Calculation	Result	Calculation	Result
1	Liquidity Ratios													
a	Current Ratio (Times)	Current Assets	175,393,031	1.18	144,973,024	1.05	219,585,990	1.85	119,559,522	1.05	100,622,129	1.08	5,708,160	-
		Current Liabilities	148,474,769		138,514,607		118,742,863		114,037,172		93,514,088		-	
b	Quick Ratio (Times)	Current Assets- Inventory	121,901,754	0.82	98,217,720	0.71	199,209,043	1.68	105,625,102	0.93	87,797,647	0.94	5,147,745	-
		Current Liabilities	148,474,769		138,514,607		118,742,863		114,037,172		93,514,088		-	
2	Operating Efficiency Ratios													
a	Accounts Receivable Turnover Ratio (Times)	Sales	80,140,251	1.39	221,797,628	4.14	189,928,130	4.51	164,751,200	5.16	155,266,343	5.29	11,380,238	13.00
		Average Accounts Receivable	57,837,516		53,585,299		42,151,909		31,937,293		29,353,341		875,420	
b	Inventory Turnover Ratio (Times)	Cost of Sales	62,580,275	1.25	173,243,062	5.16	150,720,495	8.79	139,265,374	10.41	131,503,602	19.65	9,692,042	17.29
		Average Inventory	50,123,291		33,566,126		17,155,684		13,379,451		6,692,449		560,415	
c	Asset Turnover Ratio (Times)	Sales	80,140,251	0.23	221,797,628	0.78	189,928,130	1.02	164,751,200	1.37	155,266,343	2.67	11,380,238	1.28
		Average Total Assets	354,410,617		283,534,295		185,686,862		120,006,451		58,059,212		8,875,510	
3	Profitability Ratios													
a	Gross Margin Ratio (%)	Gross Profit	17,559,976	21.91%	48,554,566	21.89%	39,207,635	20.64%	25,485,826	15.47%	23,762,741	15.30%	1,688,196	14.83%
		Sales	80,140,251		221,797,628		189,928,130		164,751,200		155,266,343		11,380,238	

b	Operating Profit Ratio (%)	Operating Profit	13,407,462	16.73%	35,225,732	15.88%	27,390,947	14.42%	13,853,926	8.41%	12,111,909	7.80%	(718,064)	-6.31%
		Sales	80,140,251		221,797,628		189,928,130		164,751,200		155,266,343		11,380,238	
c	Net Profit Ratio (%)	Net Profit After Tax	8,569,130	10.69%	18,736,927	8.45%	10,572,023	5.57%	5,003,990	3.04%	4,853,316	3.13%	(724,490)	-6.37%
		Sales	80,140,251		221,797,628		189,928,130		164,751,200		155,266,343		11,380,238	
d	Return on Assets Ratio (%)	Net Profit After Tax	8,569,130	2.42%	18,736,927	6.61%	10,572,023	5.69%	5,003,990	4.17%	4,853,316	8.36%	(724,490)	-8.16%
		Average Total Assets	354,410,617		283,534,295		185,686,862		120,006,451		58,059,212		8,875,510	
e	Return on Equity Ratio (%)	Net Profit After Tax	8,569,130	4.08%	18,736,927	12.12%	10,572,023	15.27%	5,003,990	30.83%	4,853,316	42.94%	(724,490)	-8.16%
		Average Shareholders' Equity	210,226,331		154,573,303		69,218,828		16,230,821		11,302,168		8,875,510	
f	Earnings Per Share (EPS) (Tk.)	Net Profit After Tax	8,569,130	0.60	18,736,927	1.87	10,572,023	4.71	5,003,990	5.21	4,853,316	5.06	(724,490)	-0.75
		Weighted average no. of ordinary shares	14,366,667		10,003,288		2,243,672		960,000		960,000		960,000	
g	Earnings before interest, taxes, depreciation and amortization (EBITDA) margin (%)	EBITDA	13,583,119	16.95%	36,144,750	16.30%	28,684,883	15.10%	14,785,660	8.97%	12,562,995	8.09%	-	-
		Sales	80,140,251		221,797,628		189,928,130		164,751,200		155,266,343		11,380,238	
4	Solvency Ratios													
a	Debt to Total Assets Ratio (Times)	Total Debt	148,474,769	0.39	138,514,607	0.42	118,742,863	0.50	114,037,172	0.86	93,514,088	0.87	-	0.00
		Total Asset	380,356,378		328,464,855		238,603,735		132,769,988		107,242,914		8,875,510	
b	Debt to Equity Ratio (Times)	Total Debt	148,474,769	0.64	138,514,607	0.73	118,742,863	0.99	114,037,172	6.09	93,514,088	6.81	-	0.00
		Total Shareholders' Equity	231,010,895		189,441,766		119,704,839		18,732,816		13,728,826		8,875,510	

c	Time Interest Earned Ratio (Times)	EBIT	12,903,396	4.57	34,156,836	2.75	27,390,947	1.85	13,853,926	1.68	12,111,909	1.82	-	-
		Interest Charge	2,822,067		12,405,851		14,829,233		8,225,703		6,660,949		-	-
d	Debt Service Coverage Ratio (Times)	Net operating income	13,583,119	0.09	36,144,750	0.29	28,684,883	0.27	14,785,660	0.12	12,562,995	0.13	-	-
		Total Debt Service	143,032,067		125,635,641		105,296,025		118,753,804		97,127,741		-	-
5	Cash Flow Ratios													
a	Net Operating Cash Flow per Share (NOCFPS)	Net Operating Cash Flow	1,486,587	0.10	2,015,182	0.20	2,963,391	1.32	(4,747,369)	-4.95	(27,013,338)	28.14	(2,956,735)	-3.08
		Weighted average no. of ordinary shares	14,366,667		10,003,288		2,243,672		960,000		960,000		960,000	
b	NOCFPS to EPS Ratio	Net Operating Cash Flow per Share	0.10	0.17	0.20	0.11	1.32	0.28	(4.95)	-0.95	(28.14)	(5.57)	(3.08)	4.08
		EPS	0.60		1.87		4.71		5.21		5.06		(0.75)	

Place: Dhaka
Date: 14 November 2021

Sd/-
AFM Alamgir, FCA
Chief Executive Partner
ARTISAN
Chartered Accountants

(d) Auditors report under Section 135(1), Para 24(1) of Part II of Schedule III of the কোম্পানি আইন, ১৯৯৪. The report shall include comparative income statements and balance sheet and aforementioned ratios for immediate preceding five accounting years of the issuer. If the issuer has been in commercial operation for less than five years, the above mentioned inclusion and submission will have to be made for the period since commercial operation:

KRISHIBID SEED LIMITED

Auditors' report in pursuance of section 135(1) under Para 24(1) of Part-II of the Third Schedule of the Companies Act, 1994

As required under section 135(1), Para 24(1), Part II of the Third Schedule of Companies Act 1994, we appended below the following financial information of KRISHIBID SEED LIMITED for the year ended 30 June 2020 audited by us (ASHRAF UDDIN & CO., Chartered Accountants) & 30 June 2019, 30 June 2018 & 30 June 2017 audited by HUDA HOSSAIN & CO., Chartered Accountants.

1. KRISHIBID SEED LIMITED was incorporated on September 28, 2016.
2. The Operating results of the company over the last 4 years of operation is as follows:

A) Statement of Financial Position:

Assets and Properties	30-Sep-21	30-Jun-21	30-Jun-20	30-Jun-19	30-Jun-18	30-Jun-17
	Taka	Taka	Taka	Taka	Taka	Taka
ASSETS						
Non Current Assets	204,963,347	83,491,832	19,017,745	13,210,466	6,620,785	3,167,350
Property, Plant & Equipment	204,963,347	83,491,832	19,017,745	13,210,466	6,620,785	2,625,140
Capital Work in Progress	-	-	-	-	-	-
Priliminary Expense	-	-	-	-	-	542,210
Current Assets	175,393,031	144,973,024	219,585,990	119,559,522	100,622,129	5,708,160
Inventories	53,491,277	46,755,304	20,376,947	13,934,420	12,824,482	560,415
Trade Receivables	58,287,007	57,388,024	49,782,573	34,521,245	29,353,341	875,420
Advances Against Land Purchase	30,097,542	-	126,793,105	50,126,541	50,126,541	-
Advances, Deposits & Pre-payments	22,402,663	19,453,082	18,961,232	14,773,250	2,080,407	254,200
Calls in arrear	-	-	-	-	-	3,700,000
Cash & Cash Equivalentents	11,114,542	21,376,614	3,672,133	6,204,066	6,237,358	318,125
Total Assets	380,356,378	328,464,855	238,603,735	132,769,988	107,242,914	8,875,510

EQUITY AND LIABILITIES

Shareholders' Equity	231,010,895	189,441,766	119,704,839	18,732,816	13,728,826	8,875,510
Share Capital	184,000,000	106,000,000	100,000,000	9,600,000	9,600,000	9,600,000
Share Money Deposit	-	45,000,000	-	-	-	-
Retained Earnings	47,010,895	38,441,766	19,704,839	9,132,816	4,128,826	(724,490)
Non-Current Liabilities	870,713	508,482	156,033	-	-	-
Long Term Borrowings			-	-	-	-
Deferred Tax Liability	870,713	508,482	156,033	-	-	-
Current Liabilities	148,474,769	138,514,607	118,742,863	114,037,172	93,514,088	-
Short Term Borrowings	140,210,000	129,940,000	113,229,790	110,528,101	90,466,792	-
Trade & Other Payables	340,139	1,854,218	1,867,511	1,784,647	1,517,823	-
Liabilities for Expenses	2,831,720	2,777,448	1,642,361	956,704	931,829	-
Liability for Current Tax	5,092,910	3,942,941	2,003,201	767,720	597,644	-
Total Liabilities	149,345,482	139,023,089	118,898,896	114,037,172	93,514,088	-
Total Shareholders' Equity and Liabilities	380,356,378	328,464,855	238,603,735	132,769,988	107,242,914	8,875,510
Net Asset Value (NAV) per Share	12.60	17.92	11.99	19.51	14.30	9.25

B. Statement of Operating Result:

Particulars	30-Sep-21	30-Jun-21	30-Jun-20	30-Jun-19	30-Jun-18	30-Jun-17
	Taka	Taka	Taka	Taka	Taka	Taka
Revenue	80,140,251	221,797,628	189,928,130	164,751,200	155,266,343	11,380,238
Less: Cost of Goods Sold	62,580,275	173,243,062	150,720,495	139,265,374	131,503,602	9,692,042
Gross Profit/(Loss)	17,559,976	48,554,566	39,207,635	25,485,827	23,762,741	1,688,196
Less: Operating Expenses	4,152,514	13,328,834	11,816,688	11,631,901	11,650,832	2,412,686
Administrative Expenses	1,657,436	5,110,269	4,266,499	4,121,450	4,160,866	1,562,960
Selling & Marketing Expenses	2,495,078	8,218,565	7,550,189	7,510,451	7,489,966	849,726
Operating Profit	13,407,462	35,225,732	27,390,947	13,853,926	12,111,909	(724,490)

Less: Non Operating Expenses	2,822,067	12,387,197	14,829,233	8,225,703	6,660,949	-
Other Income/Loss		18,654				
Financial Expenses	2,822,067	12,405,851	14,829,233	8,225,703	6,660,949	-
Profit before Income Tax	10,585,395	22,838,535	12,561,714	5,628,223	5,450,960	(724,490)
WPPF Expenses	504,066	1,087,549	598,177	-	-	-
Net Profit before Tax	10,081,329	21,750,985	11,963,537	5,628,223	5,450,960	(724,490)
Income Tax Expenses	1,512,199	3,014,059	1,391,514	624,233	597,644	-
Current Tax	1,149,969	2,661,609	1,235,481	624,233	597,644	-
Deferred Tax	362,230	352,449	156,033	-	-	-
Net Profit after Tax	8,569,130	18,736,927	10,572,023	5,003,990	4,853,316	(724,490)
Earnings Per Share (Basic)	0.60	1.87	4.71	5.21	5.06	-0.75

C) Dividend declared:

Particulars	30-Sep-21	30-Jun-21	30-Jun-20	30-Jun-19	30-Jun-18	30-Jun-17
	Taka	Taka	Taka	Taka	Taka	Taka
Cash dividend %	-	-	-	-	-	-
Stock dividend %	-	-	-	-	-	-

D) KRISHIBID SEED LIMITED was registered as a public limited company under the Companies Act-1994 on September 28, 2016 vides Registration No.C-133217/2016.

E) The Company started its commercial operation in September 28, 2016.

F) The Company has no Subsidiary company.

G) No proceeds or part of the proceeds of the issue of shares would be applied directly by the company in the purchase of any business.

H) The Company prepared accounts for the year ended September 30, 2021

I) Figures related to previous years have been rearranged wherever considered necessary.

Dated: 18 November 2021

Place: Dhaka

Sd/
AFM Alamgir, FCA
Chief Executive Partner
ARTISAN
Chartered Accountants

(e) Financial spread sheet analysis for the latest audited financial statements:
 Krishibid Seed Limited
 Statement of Financial Position
 As at September 30, 2021

Particulars	Amount	Percentage on Total Asset
ASSETS:		
NON-CURRENT ASSETS	204,963,347	53.89%
Property, Plant and Equipment-Carrying Amount	209,907,854	55.19%
Land & Land Developments	163,521,046	42.99%
Storage Building	29,079,131	7.65%
Factory Furniture and Fixtures	2,979,363	0.78%
Electrical Equipment and Installation	5,978,750	1.57%
Office Furniture	1,236,197	0.33%
Office Equipment and Decoration	1,247,860	0.33%
De- Humidifier	124,000	0.03%
Seed Cylinder	2,788,194	0.73%
Grader Machine	2,953,313	0.78%
Capital Work- In- Progress	-	
CURRENT ASSETS	175,393,031	46.11%
Inventories	53,491,277	14.06%
Finished Goods	1,520,124	0.40%
Raw Materials	48,690,302	12.80%
Packing Materials	3,054,200	0.80%
Spare Parts	6,330	0.002%
Work-in-Process	220,321	0.06%
Trade Receivables	58,287,007	15.32%
Advances Against Land Purchase	30,097,542	7.91%
Advances, Deposits & Pre-payments	22,402,663	5.89%
Advance against Employees	889,785	0.23%
Advance against Farmer/Supplier	10,324,003	2.71%
Advance against Purchase(L/C)	6,024,686	1.58%
Advance against Motor Cycle	1,620,511	0.43%
Advance Income Tax	3,543,678	0.93%
Cash & Cash Equivalentents	11,114,542	2.92%
TOTAL ASSETS	380,356,378	100.00%
SHAREHOLDERS' EQUITY AND LIABILITIES:		
SHAREHOLDERS' EQUITY	231,010,895	60.74%
Share Capital	184,000,000	48.38%
Retained Earnings	47,010,895	12.36%
NON-CURRENT LIABILITIES	870,713	0.23%
Deferred Tax Liabilities	870,713	0.23%
CURRENT LIABILITIES	148,474,769	39.04%
Short Term Borrowings	140,210,000	36.86%
Trade Payables	340,139	0.09%
Liabilities for Expenses	2,831,720	0.74%
Salary and Wages	377,020	0.10%
Utility Bill Payable	57,210	0.02%
Director Remuneration	62,000	0.02%
Telephone & Mobile Bill Payable	9,674	0.00%
Liabilities for WPPF	2,295,816	0.60%
Audit Fees Payable	30,000	0.01%
Liability for Current Tax	5,092,910	1.34%
TOTAL SHAREHOLDERS' EQUITY AND LIABILITIES	380,356,378	100.00%

Krishibid Seed Limited
Statement of profit or loss & other comprehensive income
For the period ended As at September 30, 2021

Particulars	For the period ended Sep 30, 2021	Percentage on total revenue
Revenue	80,140,251	100.00%
Less: Cost of Goods Sold	62,580,275	78.09%
Gross Profit	17,559,976	21.91%
Operating Expenses	4,152,514	5.18%
Administrative Expenses	1,657,436	2.07%
Selling and Marketing Expenses	2,495,078	3.11%
Operating Profit	13,407,462	16.73%
Non Operating Expenses	2,822,067	3.52%
Financial Expenses	2,822,067	3.52%
Profit before Income Tax	10,585,395	13.21%
WPPF Expenses	504,066	0.63%
Net Profit before Tax	10,081,329	12.58%
Income Tax Expenses	1,512,199	1.89%
Current Tax	1,149,969	1.43%
Deferred Tax	362,230	0.45%
Net Profit after Tax	8,569,130	10.69%

(f) Earnings per Share (EPS) on fully diluted basis (with the total existing number of shares) in addition to the weighted average number of shares basis. Future projected Net Income should not be considered while calculating the weighted average EPS:

Particulars	(Amount in BDT) 30.09.2021
Net profit after Tax	8,569,130
Total existing number of Share	18,400,000
Weighted average number of Share	14,366,667
Earnings per Share (EPS) considering existing no. of shares	0.47
Earnings per Share (EPS) considering weighted average no. of shares	0.60

Calculation of weighted average number of share

Particulars	Number of Share	Weight	Weighted average no. of Shares 30 September 2021
Opening Balance	10,600,000	365/365	10,600,000
New Issued during the year	4,500,000	50/90	2,500,000
New Issued during the year	3,000,000	36/90	1,200,000
New Issued during the year	300,000	20/90	66,667
TOTAL	18,400,000		14,366,667

(g) All extra-ordinary income or non-recurring income coming from other than core operations should be shown separately while showing the Net Profit as well as the Earnings per Share:

Particulars	(Amount in BDT) 30.09.2021
Profit before tax	10,081,329
Less: Non-operating Income	-
Net profit before tax except other income	10,081,329
Less: Income Tax Expenses	1,512,199
Net profit after tax except other income	8,569,130
Total existing number of Share	18,400,000
Weighted average number of Share	14,366,667
Earnings per Share (EPS) considering existing no. of shares	0.47
Earnings per Share (EPS) considering weighted average no. of shares	0.60

(h) Quarterly or half-yearly EPS should not be annualized while calculating the EPS:

The Company did not annualize quarterly or half yearly EPS.

(i) Net asset value (with and without considering revaluation surplus or reserve) per unit of the securities being offered at the date of the latest audited statement of financial position.

Particulars	Amount in Taka
Share Capital	18,400,000
Retained Earnings	47,010,895
Total Shareholders' Equity	231,010,895
Total Number of ordinary shares	18,400,000
Net Assets Value (NAV) at Tk. 10.00 per share	12.60

(j) The Commission may require the issuer to re-audit the audited financial statements, if any deficiency or anomaly is found in the financial statements. In such a case, cost of audit should be borne by the concerned issuer.

If any circumstances arises as above respect, the Company shall follow the Commission's guideline in due course.

CHAPTER (XXIII): APPLICATION PROCEDURE

This part will be completed after getting consent letter.

“পুঁজিবাজারে বিনিয়োগ ঝুঁকিপূর্ণ জেনে ও বুঝে বিনিয়োগ করুন”

APPLICATION FOR PUBLIC ISSUE

Date:

Name of applicant	:	
Client Code	:	
BO ID No.	:	
Category of applicant	:	
Name of the Company	:	
Number of Shares	:	
Total amount in Tk.	:	
Amount in word	:	

Applicants

Authorized Officer